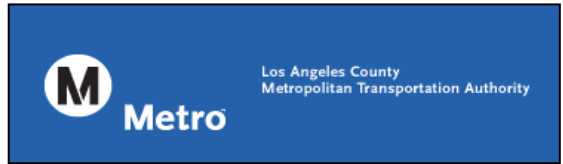




Gold Line Monthly Report



February 2020



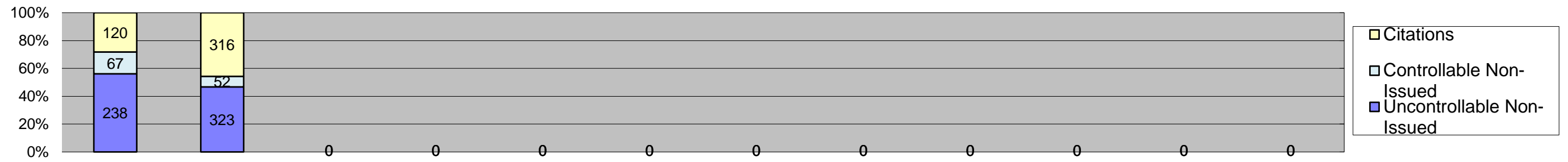


Table of Contents

Report Title	Page
<i>Approach Summary Report, All Locations</i>	2
<i>Approach Summary Report, Location 4007: EB to NB 3rd @ Civic Center</i>	3
<i>Approach Summary Report, Location 4009: WB to SB 3rd @ La Verne</i>	4
<i>Approach Summary Report, Location 4017: EB to NB 3rd @ Mednik</i>	5
<i>Approach Summary Report, Location 4019: WB to SB 3rd @ Mednik</i>	6
<i>Approach Summary Report, Location 4027: EB to NB 3rd @ Arizona</i>	7
<i>Approach Summary Report, Location 4029: WB to SB 3rd @ Arizona</i>	8
<i>Approach Summary Report, Location 4037: EB to NB 3rd @ McDonnell</i>	9
<i>Approach Summary Report, Location 4039: WB to SB 3rd @ McDonnell</i>	10
<i>Approach Summary Report, Location 4047: EB to NB 3rd @ Ford</i>	11
<i>Approach Summary Report, Location 4049: WB to SB 3rd @ Ford</i>	12
<i>Approach Summary Report, Location 4057: EB to NB 3rd @ Eastern</i>	13
<i>Approach Summary Report, Location 4059: WB to SB 3rd @ Eastern</i>	14
<i>Approach Summary Report, Location 4069: WB to SB 3rd @ Downey</i>	15
<i>Approach Summary Report, Location 4077: EB to NB 3rd @ Gage</i>	16
<i>Approach Summary Report, Location 4079: WB to SB 3rd @ Gage</i>	17
<i>Approach Summary Report, Location 4083: EB to NB 1st @ Rowan</i>	18
<i>Approach Summary Report, Location 4085: WB to SB 1st @ Rowan</i>	19
<i>Approach Summary Report, Location 4087: EB to NB 1st @ Lorena</i>	20
<i>Approach Summary Report, Location 4089: WB to SB 1st @ Lorena</i>	21
<i>Approach Summary Report, Location 4097: EB to NB 1st @ Clarence</i>	22
<i>Approach Summary Report, Location 4099: WB to SB 1st @ Clarence</i>	23
<i>Approach Summary Report, Location 4109: WB to SB 1st @ Utah</i>	24
<i>Approach Summary Report, Location 4119: WB to SB 1st @ Anderson</i>	25
<i>Approach Summary Report, Location 4127: EB to NB 1st @ Mission</i>	26
<i>Approach Summary Report, Location 4129: WB to SB 1st @ Mission</i>	27
<i>Approach Summary Report, Location 4137: SB to EB Alameda St. @ Temple St.</i>	28
<i>Monthly Citation Yield Report</i>	29



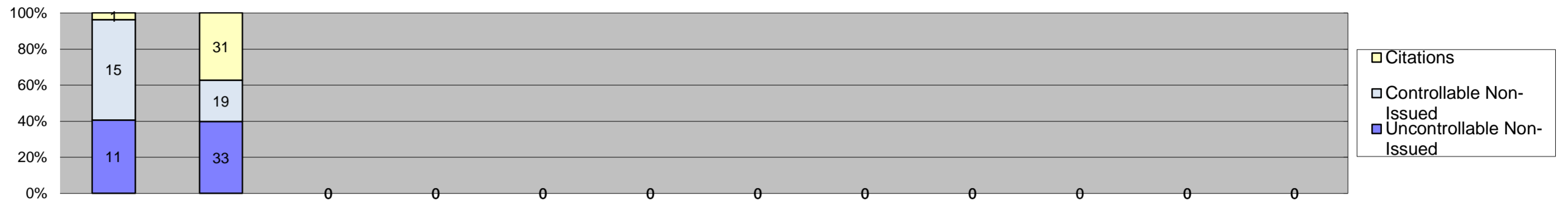
Los Angeles County MTA Gold Line
Approach Summary Report
All Locations
2020



Events	Jan-19	Feb-19	Mar-19	Apr-19	May-19	Jun-19	Jul-19	Aug-19	Sep-19	Oct-19	Nov-19	Dec-19	Year to Date Monthly Average		
													Quantity	%	
Non-Violations	16,342	16,342	0	0	0	0	0	0	0	0	0	0	0	16,342	97%
Violations	425	691	0	0	0	0	0	0	0	0	0	0	0	558	3%
Total:	16,767	17,033	0	0	0	0	0	0	0	0	0	0	0	16,900	100%
Violations															
Uncontrollable Non-Issued	238	323	0	0	0	0	0	0	0	0	0	0	0	281	50%
Controllable Non-Issued	67	52	0	0	0	0	0	0	0	0	0	0	0	60	11%
Citations	120	316	0	0	0	0	0	0	0	0	0	0	0	218	39%
Total:	425	691	0	0	0	0	0	0	0	0	0	0	0	558	100%
Non-Violations															
Emergency Vehicle Non-Issuable	89	25	0	0	0	0	0	0	0	0	0	0	0	57	0%
Emergency Vehicle PD	2	0	0	0	0	0	0	0	0	0	0	0	0	2	0%
Intersection Control in Progress-PD	3	1	0	0	0	0	0	0	0	0	0	0	0	2	0%
Gate Down/ No Train	0	0	0	0	0	0	0	0	0	0	0	0	0	0	0%
No Violation Occurred	6,667	7,007	0	0	0	0	0	0	0	0	0	0	0	6,837	42%
Rear Axle Activation	6	92	0	0	0	0	0	0	0	0	0	0	0	49	0%
Right Turn- No Violation	0	0	0	0	0	0	0	0	0	0	0	0	0	0	0%
Test Shot	2,939	2,816	0	0	0	0	0	0	0	0	0	0	0	2,878	18%
Train Activation	6,636	6,400	0	0	0	0	0	0	0	0	0	0	0	6,518	40%
Amber Time Low	0	1	0	0	0	0	0	0	0	0	0	0	0	1	0%
Vehicle Stopped- PD	0	0	0	0	0	0	0	0	0	0	0	0	0	0	0%
Total:	16,342	16,342	0	0	0	0	0	0	0	0	0	0	0	16,344	100%
Uncontrollable Non-Issued Violations															
Administrative Dismissal	0	0	0	0	0	0	0	0	0	0	0	0	0	0	0%
Address/CDL/DOB Match Fail	20	42	0	0	0	0	0	0	0	0	0	0	0	31	11%
Car Obstructed	7	16	0	0	0	0	0	0	0	0	0	0	0	12	4%
Conditions Beyond Control	0	0	0	0	0	0	0	0	0	0	0	0	0	0	0%
Driver Identity Unclear	1	12	0	0	0	0	0	0	0	0	0	0	0	7	2%
Driver Obstructed	33	80	0	0	0	0	0	0	0	0	0	0	0	57	19%
Exposed	0	0	0	0	0	0	0	0	0	0	0	0	0	0	0%
Emergency Vehicle Issue	39	31	0	0	0	0	0	0	0	0	0	0	0	35	12%
Glare on Plate	18	18	0	0	0	0	0	0	0	0	0	0	0	18	6%
Glare on Windshield	14	7	0	0	0	0	0	0	0	0	0	0	0	11	4%
Illegible Plate	9	33	0	0	0	0	0	0	0	0	0	0	0	21	7%
Interest of Justice- PD	0	0	0	0	0	0	0	0	0	0	0	0	0	0	0%
Image Quality- PD	0	0	0	0	0	0	0	0	0	0	0	0	0	0	0%
Issuance Criteria Not Met- PD	0	0	0	0	0	0	0	0	0	0	0	0	0	0	0%
No Warning Sign	0	0	0	0	0	0	0	0	0	0	0	0	0	0	0%
No Plate	46	60	0	0	0	0	0	0	0	0	0	0	0	53	18%
No Speed Captured	0	0	0	0	0	0	0	0	0	0	0	0	0	0	0%
Obstruction In Photo- PD	4	6	0	0	0	0	0	0	0	0	0	0	0	5	2%
Out of State	7	14	0	0	0	0	0	0	0	0	0	0	0	11	4%
Plate Obstructed	12	4	0	0	0	0	0	0	0	0	0	0	0	8	3%
Short Yellow- PD	0	0	0	0	0	0	0	0	0	0	0	0	0	0	0%
Third Party Damage	0	0	0	0	0	0	0	0	0	0	0	0	0	0	0%
TSB Expired	4	0	0	0	0	0	0	0	0	0	0	0	0	4	1%
TSB No Hit	24	0	0	0	0	0	0	0	0	0	0	0	0	24	8%
Total:	238	323	0	0	0	0	0	0	0	0	0	0	0	295	100%
Controllable Non-Issued Violations															
Conduent Expire	0	0	0	0	0	0	0	0	0	0	0	0	0	0	0%
Clarity of Plate	0	0	0	0	0	0	0	0	0	0	0	0	0	0	0%
Clarity of Driver	0	0	0	0	0	0	0	0	0	0	0	0	0	0	0%
Dark Interior	17	1	0	0	0	0	0	0	0	0	0	0	0	9	15%
Data Box Related- PD	0	0	0	0	0	0	0	0	0	0	0	0	0	0	0%
Data Box Data Error- PD	1	0	0	0	0	0	0	0	0	0	0	0	0	1	2%
Data Entry Error	0	4	0	0	0	0	0	0	0	0	0	0	0	4	6%
Exposed	0	0	0	0	0	0	0	0	0	0	0	0	0	0	0%
Equipment Malfunction	26	30	0	0	0	0	0	0	0	0	0	0	0	28	45%
Framing- PD	0	0	0	0	0	0	0	0	0	0	0	0	0	0	0%
Framing of Car	0	0	0	0	0	0	0	0	0	0	0	0	0	0	0%
Framing of Driver	1	1	0	0	0	0	0	0	0	0	0	0	0	1	2%
Operator Error	0	0	0	0	0	0	0	0	0	0	0	0	0	0	0%
Framing of Plate	22	16	0	0	0	0	0	0	0	0	0	0	0	19	31%
Reject Expired	0	0	0	0	0	0	0	0	0	0	0	0	0	0	0%
Speed Not Determined	0	0	0	0	0	0	0	0	0	0	0	0	0	0	0%
Total:	67	52	0	0	0	0	0	0	0	0	0	0	0	62	100%
Summary Metrics															
Daily Average Vehicle Passes	75,538	78,790	0	0	0	0	0	0	0	0	0	0	0	77,164	
Average Issued Speed	17	17	0	0	0	0	0	0	0	0	0	0	0	17	
Average Issued Red Seconds	104.2	113.8	0.0	0.0	0.0	0.0	0.0	0.0	0.0	0.0	0.0	0.0	0.0	109.0	
Citation / Violation Issuance Rate	28%	46%	0%	0%	0%	0%	0%	0%	0%	0%	0%	0%	0%	37%	
Controllable Issuance Rate	64%	86%	0%	0%	0%	0%	0%	0%	0%	0%	0%	0%	0%	75%	



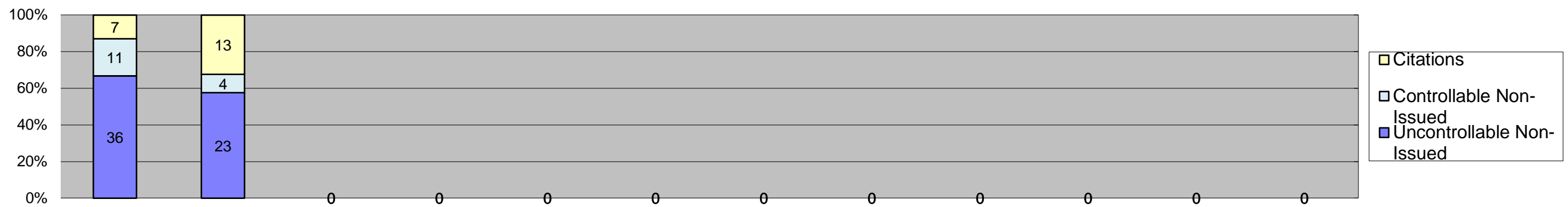
**Los Angeles County MTA Gold Line
Approach Summary Report
Location 4007: EB to NB 3rd @ Civic Center**



Events	Jan-19	Feb-19	Mar-19	Apr-19	May-19	Jun-19	Jul-19	Aug-19	Sep-19	Oct-19	Nov-19	Dec-19	Year to Date Monthly Average		
													Quantity	%	
Non-Violations	1,112	1,406	0	0	0	0	0	0	0	0	0	0	0	1,259	96%
Violations	27	83	0	0	0	0	0	0	0	0	0	0	0	55	4%
Total:	1,139	1,489	0	0	0	0	0	0	0	0	0	0	0	1,314	100%
Violations															
Uncontrollable Non-Issued	11	33	0	0	0	0	0	0	0	0	0	0	0	22	40%
Controllable Non-Issued	15	19	0	0	0	0	0	0	0	0	0	0	0	17	31%
Citations	1	31	0	0	0	0	0	0	0	0	0	0	0	16	29%
Total:	27	83	0	0	0	0	0	0	0	0	0	0	0	55	100%
Non-Violations															
Emergency Vehicle Non-Issuable	3	0	0	0	0	0	0	0	0	0	0	0	0	3	0%
Emergency Vehicle PD	0	0	0	0	0	0	0	0	0	0	0	0	0	0	0%
Intersection Control in Progress- PD	0	0	0	0	0	0	0	0	0	0	0	0	0	0	0%
Gate Down/ No Train	0	0	0	0	0	0	0	0	0	0	0	0	0	0	0%
No Violation Occurred	111	494	0	0	0	0	0	0	0	0	0	0	0	303	24%
Rear Axle Activation	1	5	0	0	0	0	0	0	0	0	0	0	0	3	0%
Right Turn- No Violation	0	0	0	0	0	0	0	0	0	0	0	0	0	0	0%
Test Shot	139	146	0	0	0	0	0	0	0	0	0	0	0	143	11%
Train Activation	858	761	0	0	0	0	0	0	0	0	0	0	0	810	64%
Amber Time Low	0	0	0	0	0	0	0	0	0	0	0	0	0	0	0%
Vehicle Stopped- PD	0	0	0	0	0	0	0	0	0	0	0	0	0	0	0%
Total:	1,112	1,406	0	0	0	0	0	0	0	0	0	0	0	1,261	100%
Uncontrollable Non-Issued Violations															
Administrative Dismissal	0	0	0	0	0	0	0	0	0	0	0	0	0	0	0%
Address/CDL/DOB Match Fail	1	6	0	0	0	0	0	0	0	0	0	0	0	4	14%
Car Obstructed	1	0	0	0	0	0	0	0	0	0	0	0	0	1	4%
Conditions Beyond Control	0	0	0	0	0	0	0	0	0	0	0	0	0	0	0%
Driver Identity Unclear	0	0	0	0	0	0	0	0	0	0	0	0	0	0	0%
Driver Obstructed	2	0	0	0	0	0	0	0	0	0	0	0	0	2	8%
Exposed	0	0	0	0	0	0	0	0	0	0	0	0	0	0	0%
Emergency Vehicle Issue	0	0	0	0	0	0	0	0	0	0	0	0	0	0	0%
Glare on Plate	1	0	0	0	0	0	0	0	0	0	0	0	0	1	4%
Glare on Windshield	0	1	0	0	0	0	0	0	0	0	0	0	0	1	4%
Illegible Plate	3	16	0	0	0	0	0	0	0	0	0	0	0	10	37%
Interest of Justice- PD	0	0	0	0	0	0	0	0	0	0	0	0	0	0	0%
Image Quality- PD	0	0	0	0	0	0	0	0	0	0	0	0	0	0	0%
Issuance Criteria Not Met- PD	0	0	0	0	0	0	0	0	0	0	0	0	0	0	0%
No Warning Sign	0	0	0	0	0	0	0	0	0	0	0	0	0	0	0%
No Plate	1	10	0	0	0	0	0	0	0	0	0	0	0	6	22%
No Speed Captured	0	0	0	0	0	0	0	0	0	0	0	0	0	0	0%
Obstruction In Photo- PD	0	0	0	0	0	0	0	0	0	0	0	0	0	0	0%
Out of State	0	0	0	0	0	0	0	0	0	0	0	0	0	0	0%
Plate Obstructed	1	0	0	0	0	0	0	0	0	0	0	0	0	1	4%
Short Yellow- PD	0	0	0	0	0	0	0	0	0	0	0	0	0	0	0%
Third Party Damage	0	0	0	0	0	0	0	0	0	0	0	0	0	0	0%
TSB Expired	0	0	0	0	0	0	0	0	0	0	0	0	0	0	0%
TSB No Hit	1	0	0	0	0	0	0	0	0	0	0	0	0	1	4%
Total:	11	33	0	0	0	0	0	0	0	0	0	0	0	26	100%
Controllable Non-Issued Violations															
Conduent Expire	0	0	0	0	0	0	0	0	0	0	0	0	0	0	0%
Clarity of Plate	0	0	0	0	0	0	0	0	0	0	0	0	0	0	0%
Clarity of Driver	0	0	0	0	0	0	0	0	0	0	0	0	0	0	0%
Dark Interior	0	0	0	0	0	0	0	0	0	0	0	0	0	0	0%
Data Box Related- PD	0	0	0	0	0	0	0	0	0	0	0	0	0	0	0%
Data Box Data Error- PD	0	0	0	0	0	0	0	0	0	0	0	0	0	0	0%
Data Entry Error	0	1	0	0	0	0	0	0	0	0	0	0	0	1	6%
Exposed	0	0	0	0	0	0	0	0	0	0	0	0	0	0	0%
Equipment Malfunction	3	12	0	0	0	0	0	0	0	0	0	0	0	8	43%
Framing- PD	0	0	0	0	0	0	0	0	0	0	0	0	0	0	0%
Framing of Car	0	0	0	0	0	0	0	0	0	0	0	0	0	0	0%
Framing of Driver	0	0	0	0	0	0	0	0	0	0	0	0	0	0	0%
Operator Error	0	0	0	0	0	0	0	0	0	0	0	0	0	0	0%
Framing of Plate	12	6	0	0	0	0	0	0	0	0	0	0	0	9	51%
Reject Expired	0	0	0	0	0	0	0	0	0	0	0	0	0	0	0%
Speed Not Determined	0	0	0	0	0	0	0	0	0	0	0	0	0	0	0%
Total:	15	19	0	0	0	0	0	0	0	0	0	0	0	18	100%
Summary Metrics															
Daily Average Vehicle Passes	808	835	0	0	0	0	0	0	0	0	0	0	0	821	
Average Issued Speed	17	17	0	0	0	0	0	0	0	0	0	0	0	17	
Average Issued Red Seconds	233.1	215.9	0.0	0.0	0.0	0.0	0.0	0.0	0.0	0.0	0.0	0.0	0.0	225	
Citation / Violation Issuance Rate	4%	37%	0%	0%	0%	0%	0%	0%	0%	0%	0%	0%	0%	21%	
Controllable Issuance Rate	6%	62%	0%	0%	0%	0%	0%	0%	0%	0%	0%	0%	0%	34%	



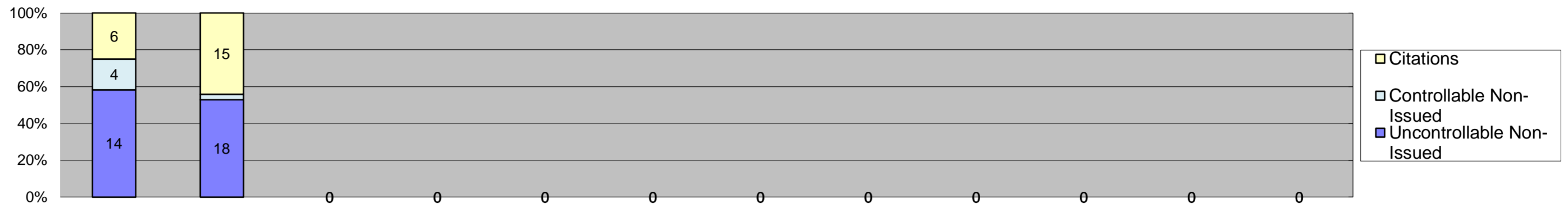
Los Angeles County MTA Gold Line
 Approach Summary Report
 Location 4009: WB to SB 3rd @ La Verne



Events	Jan-19	Feb-19	Mar-19	Apr-19	May-19	Jun-19	Jul-19	Aug-19	Sep-19	Oct-19	Nov-19	Dec-19	Year to Date Monthly Average	
													Quantity	%
Non-Violations	634	565	0	0	0	0	0	0	0	0	0	0	600	93%
Violations	54	40	0	0	0	0	0	0	0	0	0	0	47	7%
Total:	688	605	0	0	0	0	0	0	0	0	0	0	647	100%
Violations														
Uncontrollable Non-Issued	36	23	0	0	0	0	0	0	0	0	0	0	30	63%
Controllable Non-Issued	11	4	0	0	0	0	0	0	0	0	0	0	8	16%
Citations	7	13	0	0	0	0	0	0	0	0	0	0	10	21%
Total:	54	40	0	0	0	0	0	0	0	0	0	0	47	100%
Non-Violations														
Emergency Vehicle Non-Issuable	36	13	0	0	0	0	0	0	0	0	0	0	25	4%
Emergency Vehicle PD	1	0	0	0	0	0	0	0	0	0	0	0	1	0%
Intersection Control in Progress-PD	0	0	0	0	0	0	0	0	0	0	0	0	0	0%
Gate Down/ No Train	0	0	0	0	0	0	0	0	0	0	0	0	0	0%
No Violation Occurred	298	346	0	0	0	0	0	0	0	0	0	0	322	54%
Rear Axle Activation	1	1	0	0	0	0	0	0	0	0	0	0	1	0%
Right Turn- No Violation	0	0	0	0	0	0	0	0	0	0	0	0	0	0%
Test Shot	240	128	0	0	0	0	0	0	0	0	0	0	184	31%
Train Activation	58	77	0	0	0	0	0	0	0	0	0	0	68	11%
Amber Time Low	0	0	0	0	0	0	0	0	0	0	0	0	0	0%
Vehicle Stopped- PD	0	0	0	0	0	0	0	0	0	0	0	0	0	0%
Total:	634	565	0	0	0	0	0	0	0	0	0	0	600	100%
Uncontrollable Non-Issued Violations														
Administrative Dismissal	0	0	0	0	0	0	0	0	0	0	0	0	0	0%
Address/CDL/DOB Match Fail	0	0	0	0	0	0	0	0	0	0	0	0	0	0%
Car Obstructed	0	0	0	0	0	0	0	0	0	0	0	0	0	0%
Conditions Beyond Control	0	0	0	0	0	0	0	0	0	0	0	0	0	0%
Driver Identity Unclear	0	0	0	0	0	0	0	0	0	0	0	0	0	0%
Driver Obstructed	4	2	0	0	0	0	0	0	0	0	0	0	3	8%
Exposed	0	0	0	0	0	0	0	0	0	0	0	0	0	0%
Emergency Vehicle Issue	22	16	0	0	0	0	0	0	0	0	0	0	19	53%
Glare on Plate	1	1	0	0	0	0	0	0	0	0	0	0	1	3%
Glare on Windshield	0	0	0	0	0	0	0	0	0	0	0	0	0	0%
Illegible Plate	0	2	0	0	0	0	0	0	0	0	0	0	2	6%
Interest of Justice- PD	0	0	0	0	0	0	0	0	0	0	0	0	0	0%
Image Quality- PD	0	0	0	0	0	0	0	0	0	0	0	0	0	0%
Issuance Criteria Not Met- PD	0	0	0	0	0	0	0	0	0	0	0	0	0	0%
No Warning Sign	0	0	0	0	0	0	0	0	0	0	0	0	0	0%
No Plate	1	0	0	0	0	0	0	0	0	0	0	0	1	3%
No Speed Captured	0	0	0	0	0	0	0	0	0	0	0	0	0	0%
Obstruction In Photo- PD	0	0	0	0	0	0	0	0	0	0	0	0	0	0%
Out of State	0	2	0	0	0	0	0	0	0	0	0	0	2	6%
Plate Obstructed	5	0	0	0	0	0	0	0	0	0	0	0	5	14%
Short Yellow- PD	0	0	0	0	0	0	0	0	0	0	0	0	0	0%
Third Party Damage	0	0	0	0	0	0	0	0	0	0	0	0	0	0%
TSB Expired	0	0	0	0	0	0	0	0	0	0	0	0	0	0%
TSB No Hit	3	0	0	0	0	0	0	0	0	0	0	0	3	8%
Total:	36	23	0	0	0	0	0	0	0	0	0	0	36	100%
Controllable Non-Issued Violations														
Conduent Expire	0	0	0	0	0	0	0	0	0	0	0	0	0	0%
Clarity of Plate	0	0	0	0	0	0	0	0	0	0	0	0	0	0%
Clarity of Driver	0	0	0	0	0	0	0	0	0	0	0	0	0	0%
Dark Interior	0	0	0	0	0	0	0	0	0	0	0	0	0	0%
Data Box Related- PD	0	0	0	0	0	0	0	0	0	0	0	0	0	0%
Data Box Data Error- PD	0	0	0	0	0	0	0	0	0	0	0	0	0	0%
Data Entry Error	0	0	0	0	0	0	0	0	0	0	0	0	0	0%
Exposed	0	0	0	0	0	0	0	0	0	0	0	0	0	0%
Equipment Malfunction	9	2	0	0	0	0	0	0	0	0	0	0	6	73%
Framing- PD	0	0	0	0	0	0	0	0	0	0	0	0	0	0%
Framing of Car	0	0	0	0	0	0	0	0	0	0	0	0	0	0%
Framing of Driver	0	0	0	0	0	0	0	0	0	0	0	0	0	0%
Operator Error	0	0	0	0	0	0	0	0	0	0	0	0	0	0%
Framing of Plate	2	2	0	0	0	0	0	0	0	0	0	0	2	27%
Reject Expired	0	0	0	0	0	0	0	0	0	0	0	0	0	0%
Speed Not Determined	0	0	0	0	0	0	0	0	0	0	0	0	0	0%
Total:	11	4	0	0	0	0	0	0	0	0	0	0	8	100%
Summary Metrics														
Daily Average Vehicle Passes	2,168	2,281	0	0	0	0	0	0	0	0	0	0	2,225	
Average Issued Speed	18	17	0	0	0	0	0	0	0	0	0	0	18	
Average Issued Red Seconds	117.4	200.0	0.0	0.0	0.0	0.0	0.0	0.0	0.0	0.0	0.0	0.0	159	
Citation / Violation Issuance Rate	13%	33%	0%	0%	0%	0%	0%	0%	0%	0%	0%	0%	23%	
Controllable Issuance Rate	39%	76%	0%	0%	0%	0%	0%	0%	0%	0%	0%	0%	58%	



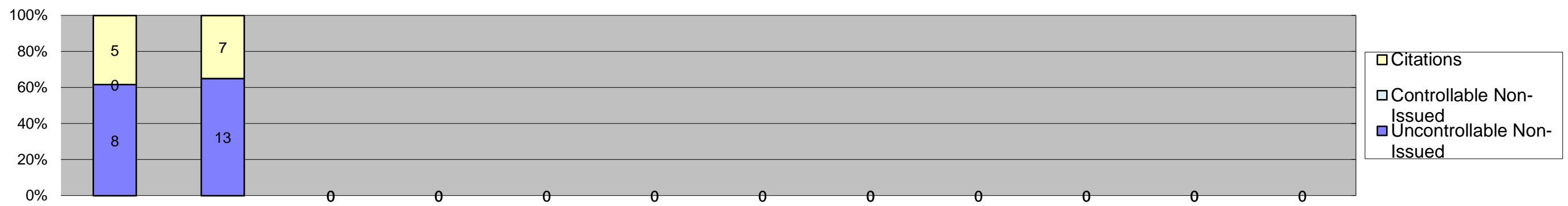
Los Angeles County MTA Gold Line
Approach Summary Report
Location 4017: EB to NB 3rd @ Mednik



Events	Jan-19	Feb-19	Mar-19	Apr-19	May-19	Jun-19	Jul-19	Aug-19	Sep-19	Oct-19	Nov-19	Dec-19	Year to Date Monthly Average	
													Quantity	%
Non-Violations	339	341	0	0	0	0	0	0	0	0	0	0	340	92%
Violations	24	34	0	0	0	0	0	0	0	0	0	0	29	8%
Total:	363	375	0	0	0	0	0	0	0	0	0	0	369	100%
Violations														
Uncontrollable Non-Issued	14	18	0	0	0	0	0	0	0	0	0	0	16	55%
Controllable Non-Issued	4	1	0	0	0	0	0	0	0	0	0	0	3	9%
Citations	6	15	0	0	0	0	0	0	0	0	0	0	11	36%
Total:	24	34	0	0	0	0	0	0	0	0	0	0	29	100%
Non-Violations														
Emergency Vehicle Non-Issuable	2	1	0	0	0	0	0	0	0	0	0	0	2	0%
Emergency Vehicle PD	0	0	0	0	0	0	0	0	0	0	0	0	0	0%
Intersection Control in Progress- PD	0	0	0	0	0	0	0	0	0	0	0	0	0	0%
Gate Down/ No Train	0	0	0	0	0	0	0	0	0	0	0	0	0	0%
No Violation Occurred	120	133	0	0	0	0	0	0	0	0	0	0	127	37%
Rear Axle Activation	0	0	0	0	0	0	0	0	0	0	0	0	0	0%
Right Turn- No Violation	0	0	0	0	0	0	0	0	0	0	0	0	0	0%
Test Shot	115	106	0	0	0	0	0	0	0	0	0	0	111	33%
Train Activation	102	101	0	0	0	0	0	0	0	0	0	0	102	30%
Amber Time Low	0	0	0	0	0	0	0	0	0	0	0	0	0	0%
Vehicle Stopped- PD	0	0	0	0	0	0	0	0	0	0	0	0	0	0%
Total:	339	341	0	0	0	0	0	0	0	0	0	0	340	100%
Uncontrollable Non-Issued Violations														
Administrative Dismissal	0	0	0	0	0	0	0	0	0	0	0	0	0	0%
Address/CDL/DOB Match Fail	0	1	0	0	0	0	0	0	0	0	0	0	1	5%
Car Obstructed	0	0	0	0	0	0	0	0	0	0	0	0	0	0%
Conditions Beyond Control	0	0	0	0	0	0	0	0	0	0	0	0	0	0%
Driver Identity Unclear	0	4	0	0	0	0	0	0	0	0	0	0	4	20%
Driver Obstructed	5	5	0	0	0	0	0	0	0	0	0	0	5	24%
Exposed	0	0	0	0	0	0	0	0	0	0	0	0	0	0%
Emergency Vehicle Issue	3	4	0	0	0	0	0	0	0	0	0	0	4	17%
Glare on Plate	0	0	0	0	0	0	0	0	0	0	0	0	0	0%
Glare on Windshield	3	3	0	0	0	0	0	0	0	0	0	0	3	15%
Illegible Plate	2	0	0	0	0	0	0	0	0	0	0	0	2	10%
Interest of Justice- PD	0	0	0	0	0	0	0	0	0	0	0	0	0	0%
Image Quality- PD	0	0	0	0	0	0	0	0	0	0	0	0	0	0%
Issuance Criteria Not Met- PD	0	0	0	0	0	0	0	0	0	0	0	0	0	0%
No Warning Sign	0	0	0	0	0	0	0	0	0	0	0	0	0	0%
No Plate	0	0	0	0	0	0	0	0	0	0	0	0	0	0%
No Speed Captured	0	0	0	0	0	0	0	0	0	0	0	0	0	0%
Obstruction In Photo- PD	0	0	0	0	0	0	0	0	0	0	0	0	0	0%
Out of State	0	1	0	0	0	0	0	0	0	0	0	0	1	5%
Plate Obstructed	0	0	0	0	0	0	0	0	0	0	0	0	0	0%
Short Yellow- PD	0	0	0	0	0	0	0	0	0	0	0	0	0	0%
Third Party Damage	0	0	0	0	0	0	0	0	0	0	0	0	0	0%
TSB Expired	0	0	0	0	0	0	0	0	0	0	0	0	0	0%
TSB No Hit	1	0	0	0	0	0	0	0	0	0	0	0	1	5%
Total:	14	18	0	0	0	0	0	0	0	0	0	0	21	100%
Controllable Non-Issued Violations														
Conduent Expire	0	0	0	0	0	0	0	0	0	0	0	0	0	0%
Clarity of Plate	0	0	0	0	0	0	0	0	0	0	0	0	0	0%
Clarity of Driver	0	0	0	0	0	0	0	0	0	0	0	0	0	0%
Dark Interior	3	0	0	0	0	0	0	0	0	0	0	0	3	75%
Data Box Related- PD	0	0	0	0	0	0	0	0	0	0	0	0	0	0%
Data Box Data Error- PD	0	0	0	0	0	0	0	0	0	0	0	0	0	0%
Data Entry Error	0	0	0	0	0	0	0	0	0	0	0	0	0	0%
Exposed	0	0	0	0	0	0	0	0	0	0	0	0	0	0%
Equipment Malfunction	1	1	0	0	0	0	0	0	0	0	0	0	1	25%
Framing- PD	0	0	0	0	0	0	0	0	0	0	0	0	0	0%
Framing of Car	0	0	0	0	0	0	0	0	0	0	0	0	0	0%
Framing of Driver	0	0	0	0	0	0	0	0	0	0	0	0	0	0%
Operator Error	0	0	0	0	0	0	0	0	0	0	0	0	0	0%
Framing of Plate	0	0	0	0	0	0	0	0	0	0	0	0	0	0%
Reject Expired	0	0	0	0	0	0	0	0	0	0	0	0	0	0%
Speed Not Determined	0	0	0	0	0	0	0	0	0	0	0	0	0	0%
Total:	4	1	0	0	0	0	0	0	0	0	0	0	4	100%
Summary Metrics														
Daily Average Vehicle Passes	5,572	5,838	0	0	0	0	0	0	0	0	0	0	5,705	
Average Issued Speed	21	20	0	0	0	0	0	0	0	0	0	0	21	
Average Issued Red Seconds	82.8	147.2	0.0	0.0	0.0	0.0	0.0	0.0	0.0	0.0	0.0	0.0	115	
Citation / Violation Issuance Rate	25%	44%	0%	0%	0%	0%	0%	0%	0%	0%	0%	0%	35%	
Controllable Issuance Rate	60%	94%	0%	0%	0%	0%	0%	0%	0%	0%	0%	0%	77%	



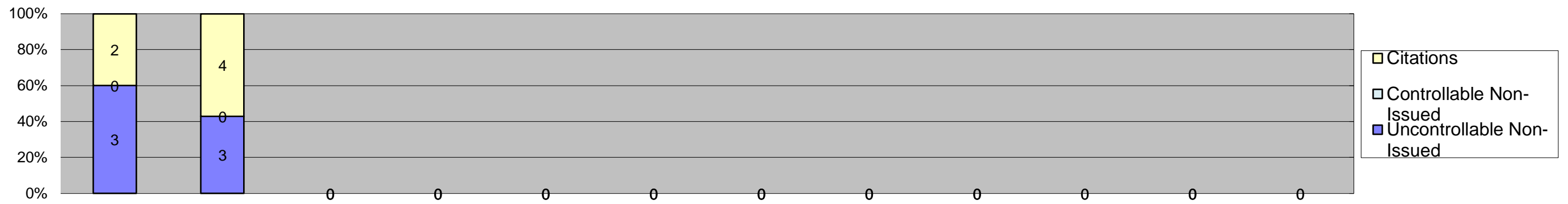
Los Angeles County MTA Gold Line
 Approach Summary Report
 Location 4019: WB to SB 3rd @ Mednik



Events	Jan-19	Feb-19	Mar-19	Apr-19	May-19	Jun-19	Jul-19	Aug-19	Sep-19	Oct-19	Nov-19	Dec-19	Year to Date Monthly Average	
													Quantity	%
Non-Violations	236	249	0	0	0	0	0	0	0	0	0	0	243	94%
Violations	13	20	0	0	0	0	0	0	0	0	0	0	17	6%
Total:	249	269	0	0	0	0	0	0	0	0	0	0	259	100%
Violations														
Uncontrollable Non-Issued	8	13	0	0	0	0	0	0	0	0	0	0	11	64%
Controllable Non-Issued	0	0	0	0	0	0	0	0	0	0	0	0	0	0%
Citations	5	7	0	0	0	0	0	0	0	0	0	0	6	36%
Total:	13	20	0	0	0	0	0	0	0	0	0	0	17	100%
Non-Violations														
Emergency Vehicle Non-Issuable	6	3	0	0	0	0	0	0	0	0	0	0	5	2%
Emergency Vehicle PD	0	0	0	0	0	0	0	0	0	0	0	0	0	0%
Intersection Control in Progress-PD	0	0	0	0	0	0	0	0	0	0	0	0	0	0%
Gate Down/ No Train	0	0	0	0	0	0	0	0	0	0	0	0	0	0%
No Violation Occurred	73	79	0	0	0	0	0	0	0	0	0	0	76	31%
Rear Axle Activation	0	2	0	0	0	0	0	0	0	0	0	0	2	1%
Right Turn- No Violation	0	0	0	0	0	0	0	0	0	0	0	0	0	0%
Test Shot	111	109	0	0	0	0	0	0	0	0	0	0	110	45%
Train Activation	46	56	0	0	0	0	0	0	0	0	0	0	51	21%
Amber Time Low	0	0	0	0	0	0	0	0	0	0	0	0	0	0%
Vehicle Stopped- PD	0	0	0	0	0	0	0	0	0	0	0	0	0	0%
Total:	236	249	0	0	0	0	0	0	0	0	0	0	244	100%
Uncontrollable Non-Issued Violations														
Administrative Dismissal	0	0	0	0	0	0	0	0	0	0	0	0	0	0%
Address/CDL/DOB Match Fail	2	2	0	0	0	0	0	0	0	0	0	0	2	19%
Car Obstructed	0	0	0	0	0	0	0	0	0	0	0	0	0	0%
Conditions Beyond Control	0	0	0	0	0	0	0	0	0	0	0	0	0	0%
Driver Identity Unclear	0	0	0	0	0	0	0	0	0	0	0	0	0	0%
Driver Obstructed	1	2	0	0	0	0	0	0	0	0	0	0	2	14%
Exposed	0	0	0	0	0	0	0	0	0	0	0	0	0	0%
Emergency Vehicle Issue	3	4	0	0	0	0	0	0	0	0	0	0	4	33%
Glare on Plate	1	1	0	0	0	0	0	0	0	0	0	0	1	10%
Glare on Windshield	0	0	0	0	0	0	0	0	0	0	0	0	0	0%
Illegible Plate	0	0	0	0	0	0	0	0	0	0	0	0	0	0%
Interest of Justice- PD	0	0	0	0	0	0	0	0	0	0	0	0	0	0%
Image Quality- PD	0	0	0	0	0	0	0	0	0	0	0	0	0	0%
Issuance Criteria Not Met- PD	0	0	0	0	0	0	0	0	0	0	0	0	0	0%
No Warning Sign	0	0	0	0	0	0	0	0	0	0	0	0	0	0%
No Plate	1	4	0	0	0	0	0	0	0	0	0	0	3	24%
No Speed Captured	0	0	0	0	0	0	0	0	0	0	0	0	0	0%
Obstruction In Photo- PD	0	0	0	0	0	0	0	0	0	0	0	0	0	0%
Out of State	0	0	0	0	0	0	0	0	0	0	0	0	0	0%
Plate Obstructed	0	0	0	0	0	0	0	0	0	0	0	0	0	0%
Short Yellow- PD	0	0	0	0	0	0	0	0	0	0	0	0	0	0%
Third Party Damage	0	0	0	0	0	0	0	0	0	0	0	0	0	0%
TSB Expired	0	0	0	0	0	0	0	0	0	0	0	0	0	0%
TSB No Hit	0	0	0	0	0	0	0	0	0	0	0	0	0	0%
Total:	8	13	0	0	0	0	0	0	0	0	0	0	11	100%
Controllable Non-Issued Violations														
Conduent Expire	0	0	0	0	0	0	0	0	0	0	0	0	0	0
Clarity of Plate	0	0	0	0	0	0	0	0	0	0	0	0	0	0
Clarity of Driver	0	0	0	0	0	0	0	0	0	0	0	0	0	0
Dark Interior	0	0	0	0	0	0	0	0	0	0	0	0	0	0
Data Box Related- PD	0	0	0	0	0	0	0	0	0	0	0	0	0	0
Data Box Data Error- PD	0	0	0	0	0	0	0	0	0	0	0	0	0	0
Data Entry Error	0	0	0	0	0	0	0	0	0	0	0	0	0	0
Exposed	0	0	0	0	0	0	0	0	0	0	0	0	0	0
Equipment Malfunction	0	0	0	0	0	0	0	0	0	0	0	0	0	0
Framing- PD	0	0	0	0	0	0	0	0	0	0	0	0	0	0
Framing of Car	0	0	0	0	0	0	0	0	0	0	0	0	0	0
Framing of Driver	0	0	0	0	0	0	0	0	0	0	0	0	0	0
Operator Error	0	0	0	0	0	0	0	0	0	0	0	0	0	0
Framing of Plate	0	0	0	0	0	0	0	0	0	0	0	0	0	0
Reject Expired	0	0	0	0	0	0	0	0	0	0	0	0	0	0
Speed Not Determined	0	0	0	0	0	0	0	0	0	0	0	0	0	0
Total:	0	0	0	0	0	0	0	0	0	0	0	0	0	0%
Summary Metrics														
Daily Average Vehicle Passes	8,438	8,850	0	0	0	0	0	0	0	0	0	0	8,644	
Average Issued Speed	16	21	0	0	0	0	0	0	0	0	0	0	19	
Average Issued Red Seconds	221.8	229.4	0.0	0.0	0.0	0.0	0.0	0.0	0.0	0.0	0.0	0.0	226	
Citation / Violation Issuance Rate	38%	35%	0%	0%	0%	0%	0%	0%	0%	0%	0%	0%	37%	
Controllable Issuance Rate	100%	100%	0%	0%	0%	0%	0%	0%	0%	0%	0%	0%	100%	



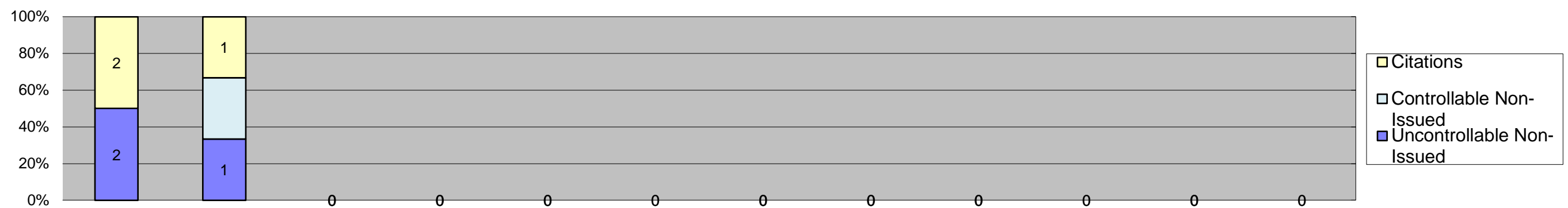
Los Angeles County MTA Gold Line
Approach Summary Report
Location 4027: EB to NB 3rd @ Arizona



Events	Jan-19	Feb-19	Mar-19	Apr-19	May-19	Jun-19	Jul-19	Aug-19	Sep-19	Oct-19	Nov-19	Dec-19	Year to Date Monthly Average	
													Quantity	%
Non-Violations	261	266	0	0	0	0	0	0	0	0	0	0	264	98%
Violations	5	7	0	0	0	0	0	0	0	0	0	0	6	2%
Total:	266	273	0	0	0	0	0	0	0	0	0	0	270	100%
Violations														
Uncontrollable Non-Issued	3	3	0	0	0	0	0	0	0	0	0	0	3	50%
Controllable Non-Issued	0	0	0	0	0	0	0	0	0	0	0	0	0	0%
Citations	2	4	0	0	0	0	0	0	0	0	0	0	3	50%
Total:	5	7	0	0	0	0	0	0	0	0	0	0	6	100%
Non-Violations														
Emergency Vehicle Non-Issuable	1	0	0	0	0	0	0	0	0	0	0	0	1	0%
Emergency Vehicle PD	0	0	0	0	0	0	0	0	0	0	0	0	0	0%
Intersection Control in Progress-PD	0	0	0	0	0	0	0	0	0	0	0	0	0	0%
Gate Down/ No Train	0	0	0	0	0	0	0	0	0	0	0	0	0	0%
No Violation Occurred	52	48	0	0	0	0	0	0	0	0	0	0	50	19%
Rear Axle Activation	0	0	0	0	0	0	0	0	0	0	0	0	0	0%
Right Turn- No Violation	0	0	0	0	0	0	0	0	0	0	0	0	0	0%
Test Shot	111	108	0	0	0	0	0	0	0	0	0	0	110	41%
Train Activation	97	110	0	0	0	0	0	0	0	0	0	0	104	39%
Amber Time Low	0	0	0	0	0	0	0	0	0	0	0	0	0	0%
Vehicle Stopped- PD	0	0	0	0	0	0	0	0	0	0	0	0	0	0%
Total:	261	266	0	0	0	0	0	0	0	0	0	0	264	100%
Uncontrollable Non-Issued Violations														
Administrative Dismissal	0	0	0	0	0	0	0	0	0	0	0	0	0	0%
Address/CDL/DOB Match Fail	0	0	0	0	0	0	0	0	0	0	0	0	0	0%
Car Obstructed	1	0	0	0	0	0	0	0	0	0	0	0	1	17%
Conditions Beyond Control	0	0	0	0	0	0	0	0	0	0	0	0	0	0%
Driver Identity Unclear	0	1	0	0	0	0	0	0	0	0	0	0	1	17%
Driver Obstructed	0	2	0	0	0	0	0	0	0	0	0	0	2	33%
Exposed	0	0	0	0	0	0	0	0	0	0	0	0	0	0%
Emergency Vehicle Issue	0	0	0	0	0	0	0	0	0	0	0	0	0	0%
Glare on Plate	0	0	0	0	0	0	0	0	0	0	0	0	0	0%
Glare on Windshield	1	0	0	0	0	0	0	0	0	0	0	0	1	17%
Illegible Plate	0	0	0	0	0	0	0	0	0	0	0	0	0	0%
Interest of Justice- PD	0	0	0	0	0	0	0	0	0	0	0	0	0	0%
Image Quality- PD	0	0	0	0	0	0	0	0	0	0	0	0	0	0%
Issuance Criteria Not Met- PD	0	0	0	0	0	0	0	0	0	0	0	0	0	0%
No Warning Sign	0	0	0	0	0	0	0	0	0	0	0	0	0	0%
No Plate	1	0	0	0	0	0	0	0	0	0	0	0	1	17%
No Speed Captured	0	0	0	0	0	0	0	0	0	0	0	0	0	0%
Obstruction In Photo- PD	0	0	0	0	0	0	0	0	0	0	0	0	0	0%
Out of State	0	0	0	0	0	0	0	0	0	0	0	0	0	0%
Plate Obstructed	0	0	0	0	0	0	0	0	0	0	0	0	0	0%
Short Yellow- PD	0	0	0	0	0	0	0	0	0	0	0	0	0	0%
Third Party Damage	0	0	0	0	0	0	0	0	0	0	0	0	0	0%
TSB Expired	0	0	0	0	0	0	0	0	0	0	0	0	0	0%
TSB No Hit	0	0	0	0	0	0	0	0	0	0	0	0	0	0%
Total:	3	3	0	0	0	0	0	0	0	0	0	0	6	100%
Controllable Non-Issued Violations														
Conduent Expire	0	0	0	0	0	0	0	0	0	0	0	0	0	0
Clarity of Plate	0	0	0	0	0	0	0	0	0	0	0	0	0	0
Clarity of Driver	0	0	0	0	0	0	0	0	0	0	0	0	0	0
Dark Interior	0	0	0	0	0	0	0	0	0	0	0	0	0	0
Data Box Related- PD	0	0	0	0	0	0	0	0	0	0	0	0	0	0
Data Box Data Error- PD	0	0	0	0	0	0	0	0	0	0	0	0	0	0
Data Entry Error	0	0	0	0	0	0	0	0	0	0	0	0	0	0
Exposed	0	0	0	0	0	0	0	0	0	0	0	0	0	0
Equipment Malfunction	0	0	0	0	0	0	0	0	0	0	0	0	0	0
Framing- PD	0	0	0	0	0	0	0	0	0	0	0	0	0	0
Framing of Car	0	0	0	0	0	0	0	0	0	0	0	0	0	0
Framing of Driver	0	0	0	0	0	0	0	0	0	0	0	0	0	0
Operator Error	0	0	0	0	0	0	0	0	0	0	0	0	0	0
Framing of Plate	0	0	0	0	0	0	0	0	0	0	0	0	0	0
Reject Expired	0	0	0	0	0	0	0	0	0	0	0	0	0	0
Speed Not Determined	0	0	0	0	0	0	0	0	0	0	0	0	0	0
Total:	0	0	0	0	0	0	0	0	0	0	0	0	0	0%
Summary Metrics														
Daily Average Vehicle Passes	3,712	3,672	0	0	0	0	0	0	0	0	0	0	0	3,692
Average Issued Speed	16	16	0	0	0	0	0	0	0	0	0	0	0	16
Average Issued Red Seconds	99.3	564.6	0.0	0.0	0.0	0.0	0.0	0.0	0.0	0.0	0.0	0.0	0.0	332
Citation / Violation Issuance Rate	40%	57%	0%	0%	0%	0%	0%	0%	0%	0%	0%	0%	0%	49%
Controllable Issuance Rate	100%	100%	0%	0%	0%	0%	0%	0%	0%	0%	0%	0%	0%	100%



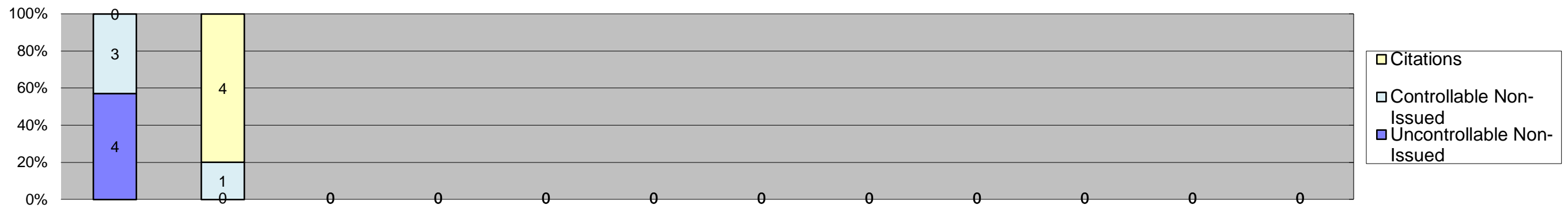
Los Angeles County MTA Gold Line
Approach Summary Report
Location 4029: WB to SB 3rd @ Arizona



Events	Jan-19	Feb-19	Mar-19	Apr-19	May-19	Jun-19	Jul-19	Aug-19	Sep-19	Oct-19	Nov-19	Dec-19	Year to Date Monthly Average	
													Quantity	%
Non-Violations	257	286	0	0	0	0	0	0	0	0	0	0	272	99%
Violations	4	3	0	0	0	0	0	0	0	0	0	0	4	1%
Total:	261	289	0	0	0	0	0	0	0	0	0	0	275	100%
Violations														
Uncontrollable Non-Issued	2	1	0	0	0	0	0	0	0	0	0	0	2	38%
Controllable Non-Issued	0	1	0	0	0	0	0	0	0	0	0	0	1	25%
Citations	2	1	0	0	0	0	0	0	0	0	0	0	2	38%
Total:	4	3	0	0	0	0	0	0	0	0	0	0	4	100%
Non-Violations														
Emergency Vehicle Non-Issuable	2	0	0	0	0	0	0	0	0	0	0	0	2	1%
Emergency Vehicle PD	0	0	0	0	0	0	0	0	0	0	0	0	0	0%
Intersection Control in Progress-PD	0	0	0	0	0	0	0	0	0	0	0	0	0	0%
Gate Down/ No Train	0	0	0	0	0	0	0	0	0	0	0	0	0	0%
No Violation Occurred	16	31	0	0	0	0	0	0	0	0	0	0	24	9%
Rear Axle Activation	0	2	0	0	0	0	0	0	0	0	0	0	2	1%
Right Turn- No Violation	0	0	0	0	0	0	0	0	0	0	0	0	0	0%
Test Shot	123	117	0	0	0	0	0	0	0	0	0	0	120	44%
Train Activation	116	136	0	0	0	0	0	0	0	0	0	0	126	46%
Amber Time Low	0	0	0	0	0	0	0	0	0	0	0	0	0	0%
Vehicle Stopped- PD	0	0	0	0	0	0	0	0	0	0	0	0	0	0%
Total:	257	286	0	0	0	0	0	0	0	0	0	0	274	100%
Uncontrollable Non-Issued Violations														
Administrative Dismissal	0	0	0	0	0	0	0	0	0	0	0	0	0	0%
Address/CDL/DOB Match Fail	0	0	0	0	0	0	0	0	0	0	0	0	0	0%
Car Obstructed	0	0	0	0	0	0	0	0	0	0	0	0	0	0%
Conditions Beyond Control	0	0	0	0	0	0	0	0	0	0	0	0	0	0%
Driver Identity Unclear	0	1	0	0	0	0	0	0	0	0	0	0	1	33%
Driver Obstructed	0	0	0	0	0	0	0	0	0	0	0	0	0	0%
Exposed	0	0	0	0	0	0	0	0	0	0	0	0	0	0%
Emergency Vehicle Issue	0	0	0	0	0	0	0	0	0	0	0	0	0	0%
Glare on Plate	0	0	0	0	0	0	0	0	0	0	0	0	0	0%
Glare on Windshield	0	0	0	0	0	0	0	0	0	0	0	0	0	0%
Illegible Plate	0	0	0	0	0	0	0	0	0	0	0	0	0	0%
Interest of Justice- PD	0	0	0	0	0	0	0	0	0	0	0	0	0	0%
Image Quality- PD	0	0	0	0	0	0	0	0	0	0	0	0	0	0%
Issuance Criteria Not Met- PD	0	0	0	0	0	0	0	0	0	0	0	0	0	0%
No Warning Sign	0	0	0	0	0	0	0	0	0	0	0	0	0	0%
No Plate	1	0	0	0	0	0	0	0	0	0	0	0	1	33%
No Speed Captured	0	0	0	0	0	0	0	0	0	0	0	0	0	0%
Obstruction In Photo- PD	0	0	0	0	0	0	0	0	0	0	0	0	0	0%
Out of State	1	0	0	0	0	0	0	0	0	0	0	0	1	33%
Plate Obstructed	0	0	0	0	0	0	0	0	0	0	0	0	0	0%
Short Yellow- PD	0	0	0	0	0	0	0	0	0	0	0	0	0	0%
Third Party Damage	0	0	0	0	0	0	0	0	0	0	0	0	0	0%
TSB Expired	0	0	0	0	0	0	0	0	0	0	0	0	0	0%
TSB No Hit	0	0	0	0	0	0	0	0	0	0	0	0	0	0%
Total:	2	1	0	0	0	0	0	0	0	0	0	0	3	100%
Controllable Non-Issued Violations														
Conduent Expire	0	0	0	0	0	0	0	0	0	0	0	0	0	0%
Clarity of Plate	0	0	0	0	0	0	0	0	0	0	0	0	0	0%
Clarity of Driver	0	0	0	0	0	0	0	0	0	0	0	0	0	0%
Dark Interior	0	0	0	0	0	0	0	0	0	0	0	0	0	0%
Data Box Related- PD	0	0	0	0	0	0	0	0	0	0	0	0	0	0%
Data Box Data Error- PD	0	0	0	0	0	0	0	0	0	0	0	0	0	0%
Data Entry Error	0	0	0	0	0	0	0	0	0	0	0	0	0	0%
Exposed	0	0	0	0	0	0	0	0	0	0	0	0	0	0%
Equipment Malfunction	0	1	0	0	0	0	0	0	0	0	0	0	1	100%
Framing- PD	0	0	0	0	0	0	0	0	0	0	0	0	0	0%
Framing of Car	0	0	0	0	0	0	0	0	0	0	0	0	0	0%
Framing of Driver	0	0	0	0	0	0	0	0	0	0	0	0	0	0%
Operator Error	0	0	0	0	0	0	0	0	0	0	0	0	0	0%
Framing of Plate	0	0	0	0	0	0	0	0	0	0	0	0	0	0%
Reject Expired	0	0	0	0	0	0	0	0	0	0	0	0	0	0%
Speed Not Determined	0	0	0	0	0	0	0	0	0	0	0	0	0	0%
Total:	0	1	0	0	0	0	0	0	0	0	0	0	1	100%
Summary Metrics														
Daily Average Vehicle Passes	0	0	0	0	0	0	0	0	0	0	0	0	0	0
Average Issued Speed	14	17	0	0	0	0	0	0	0	0	0	0	0	16
Average Issued Red Seconds	191.6	1.4	0.0	0.0	0.0	0.0	0.0	0.0	0.0	0.0	0.0	0.0	0.0	97
Citation / Violation Issuance Rate	50%	33%	0%	0%	0%	0%	0%	0%	0%	0%	0%	0%	0%	42%
Controllable Issuance Rate	100%	50%	0%	0%	0%	0%	0%	0%	0%	0%	0%	0%	0%	75%



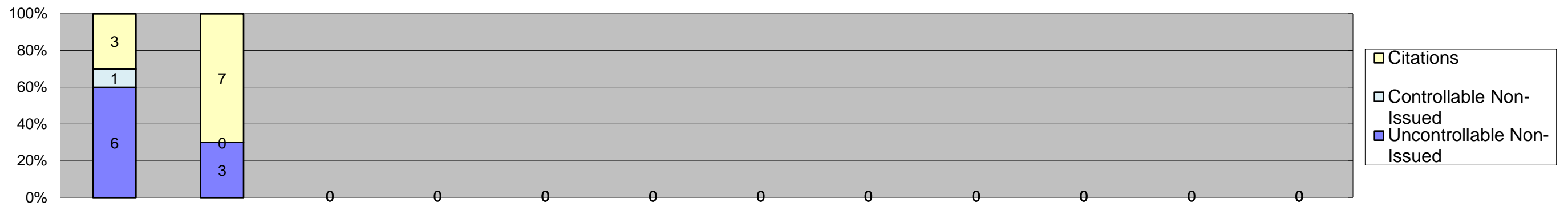
Los Angeles County MTA Gold Line
 Approach Summary Report
 Location 4037: EB to NB 3rd @ McDonnell



Events	Jan-19	Feb-19	Mar-19	Apr-19	May-19	Jun-19	Jul-19	Aug-19	Sep-19	Oct-19	Nov-19	Dec-19	Year to Date Monthly Average	
													Quantity	%
Non-Violations	773	719	0	0	0	0	0	0	0	0	0	0	746	99%
Violations	7	5	0	0	0	0	0	0	0	0	0	0	6	1%
Total:	780	724	0	0	0	0	0	0	0	0	0	0	752	100%
Violations														
Uncontrollable Non-Issued	4	0	0	0	0	0	0	0	0	0	0	0	4	40%
Controllable Non-Issued	3	1	0	0	0	0	0	0	0	0	0	0	2	20%
Citations	0	4	0	0	0	0	0	0	0	0	0	0	4	40%
Total:	7	5	0	0	0	0	0	0	0	0	0	0	10	100%
Non-Violations														
Emergency Vehicle Non-Issuable	0	0	0	0	0	0	0	0	0	0	0	0	0	0%
Emergency Vehicle PD	0	0	0	0	0	0	0	0	0	0	0	0	0	0%
Intersection Control in Progress-PD	0	0	0	0	0	0	0	0	0	0	0	0	0	0%
Gate Down/ No Train	0	0	0	0	0	0	0	0	0	0	0	0	0	0%
No Violation Occurred	30	46	0	0	0	0	0	0	0	0	0	0	38	5%
Rear Axle Activation	0	1	0	0	0	0	0	0	0	0	0	0	1	0%
Right Turn- No Violation	0	0	0	0	0	0	0	0	0	0	0	0	0	0%
Test Shot	178	166	0	0	0	0	0	0	0	0	0	0	172	23%
Train Activation	565	506	0	0	0	0	0	0	0	0	0	0	536	72%
Amber Time Low	0	0	0	0	0	0	0	0	0	0	0	0	0	0%
Vehicle Stopped- PD	0	0	0	0	0	0	0	0	0	0	0	0	0	0%
Total:	773	719	0	0	0	0	0	0	0	0	0	0	747	100%
Uncontrollable Non-Issued Violations														
Administrative Dismissal	0	0	0	0	0	0	0	0	0	0	0	0	0	0%
Address/CDL/DOB Match Fail	1	0	0	0	0	0	0	0	0	0	0	0	1	25%
Car Obstructed	0	0	0	0	0	0	0	0	0	0	0	0	0	0%
Conditions Beyond Control	0	0	0	0	0	0	0	0	0	0	0	0	0	0%
Driver Identity Unclear	0	0	0	0	0	0	0	0	0	0	0	0	0	0%
Driver Obstructed	0	0	0	0	0	0	0	0	0	0	0	0	0	0%
Exposed	0	0	0	0	0	0	0	0	0	0	0	0	0	0%
Emergency Vehicle Issue	0	0	0	0	0	0	0	0	0	0	0	0	0	0%
Glare on Plate	0	0	0	0	0	0	0	0	0	0	0	0	0	0%
Glare on Windshield	1	0	0	0	0	0	0	0	0	0	0	0	1	25%
Illegible Plate	0	0	0	0	0	0	0	0	0	0	0	0	0	0%
Interest of Justice- PD	0	0	0	0	0	0	0	0	0	0	0	0	0	0%
Image Quality- PD	0	0	0	0	0	0	0	0	0	0	0	0	0	0%
Issuance Criteria Not Met- PD	0	0	0	0	0	0	0	0	0	0	0	0	0	0%
No Warning Sign	0	0	0	0	0	0	0	0	0	0	0	0	0	0%
No Plate	2	0	0	0	0	0	0	0	0	0	0	0	2	50%
No Speed Captured	0	0	0	0	0	0	0	0	0	0	0	0	0	0%
Obstruction In Photo- PD	0	0	0	0	0	0	0	0	0	0	0	0	0	0%
Out of State	0	0	0	0	0	0	0	0	0	0	0	0	0	0%
Plate Obstructed	0	0	0	0	0	0	0	0	0	0	0	0	0	0%
Short Yellow- PD	0	0	0	0	0	0	0	0	0	0	0	0	0	0%
Third Party Damage	0	0	0	0	0	0	0	0	0	0	0	0	0	0%
TSB Expired	0	0	0	0	0	0	0	0	0	0	0	0	0	0%
TSB No Hit	0	0	0	0	0	0	0	0	0	0	0	0	0	0%
Total:	4	0	0	0	0	0	0	0	0	0	0	0	4	100%
Controllable Non-Issued Violations														
Conduent Expire	0	0	0	0	0	0	0	0	0	0	0	0	0	0%
Clarity of Plate	0	0	0	0	0	0	0	0	0	0	0	0	0	0%
Clarity of Driver	0	0	0	0	0	0	0	0	0	0	0	0	0	0%
Dark Interior	0	0	0	0	0	0	0	0	0	0	0	0	0	0%
Data Box Related- PD	0	0	0	0	0	0	0	0	0	0	0	0	0	0%
Data Box Data Error- PD	0	0	0	0	0	0	0	0	0	0	0	0	0	0%
Data Entry Error	0	0	0	0	0	0	0	0	0	0	0	0	0	0%
Exposed	0	0	0	0	0	0	0	0	0	0	0	0	0	0%
Equipment Malfunction	3	1	0	0	0	0	0	0	0	0	0	0	2	100%
Framing- PD	0	0	0	0	0	0	0	0	0	0	0	0	0	0%
Framing of Car	0	0	0	0	0	0	0	0	0	0	0	0	0	0%
Framing of Driver	0	0	0	0	0	0	0	0	0	0	0	0	0	0%
Operator Error	0	0	0	0	0	0	0	0	0	0	0	0	0	0%
Framing of Plate	0	0	0	0	0	0	0	0	0	0	0	0	0	0%
Reject Expired	0	0	0	0	0	0	0	0	0	0	0	0	0	0%
Speed Not Determined	0	0	0	0	0	0	0	0	0	0	0	0	0	0%
Total:	3	1	0	0	0	0	0	0	0	0	0	0	2	100%
Summary Metrics														
Daily Average Vehicle Passes	0	0	0	0	0	0	0	0	0	0	0	0	0	0
Average Issued Speed	21	14	0	0	0	0	0	0	0	0	0	0	0	18
Average Issued Red Seconds	0.1	29.9	0.0	0.0	0.0	0.0	0.0	0.0	0.0	0.0	0.0	0.0	0.0	15
Citation / Violation Issuance Rate	0%	80%	0%	0%	0%	0%	0%	0%	0%	0%	0%	0%	0%	80%
Controllable Issuance Rate	0%	80%	0%	0%	0%	0%	0%	0%	0%	0%	0%	0%	0%	80%



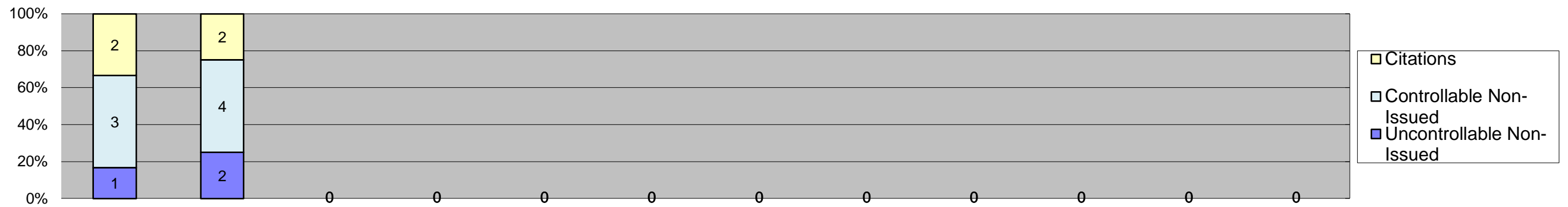
Los Angeles County MTA Gold Line
Approach Summary Report
Location 4039: WB to SB 3rd @ McDonnell



Events	Jan-19	Feb-19	Mar-19	Apr-19	May-19	Jun-19	Jul-19	Aug-19	Sep-19	Oct-19	Nov-19	Dec-19	Year to Date Monthly Average	
													Quantity	%
Non-Violations	336	369	0	0	0	0	0	0	0	0	0	0	353	97%
Violations	10	10	0	0	0	0	0	0	0	0	0	0	10	3%
Total:	346	379	0	0	0	0	0	0	0	0	0	0	363	100%
Violations														
Uncontrollable Non-Issued	6	3	0	0	0	0	0	0	0	0	0	0	5	43%
Controllable Non-Issued	1	0	0	0	0	0	0	0	0	0	0	0	1	10%
Citations	3	7	0	0	0	0	0	0	0	0	0	0	5	48%
Total:	10	10	0	0	0	0	0	0	0	0	0	0	11	100%
Non-Violations														
Emergency Vehicle Non-Issuable	1	0	0	0	0	0	0	0	0	0	0	0	1	0%
Emergency Vehicle PD	0	0	0	0	0	0	0	0	0	0	0	0	0	0%
Intersection Control in Progress- PD	0	0	0	0	0	0	0	0	0	0	0	0	0	0%
Gate Down/ No Train	0	0	0	0	0	0	0	0	0	0	0	0	0	0%
No Violation Occurred	114	144	0	0	0	0	0	0	0	0	0	0	129	37%
Rear Axle Activation	0	0	0	0	0	0	0	0	0	0	0	0	0	0%
Right Turn- No Violation	0	0	0	0	0	0	0	0	0	0	0	0	0	0%
Test Shot	118	116	0	0	0	0	0	0	0	0	0	0	117	33%
Train Activation	103	109	0	0	0	0	0	0	0	0	0	0	106	30%
Amber Time Low	0	0	0	0	0	0	0	0	0	0	0	0	0	0%
Vehicle Stopped- PD	0	0	0	0	0	0	0	0	0	0	0	0	0	0%
Total:	336	369	0	0	0	0	0	0	0	0	0	0	353	100%
Uncontrollable Non-Issued Violations														
Administrative Dismissal	0	0	0	0	0	0	0	0	0	0	0	0	0	0%
Address/CDL/DOB Match Fail	1	0	0	0	0	0	0	0	0	0	0	0	1	13%
Car Obstructed	0	0	0	0	0	0	0	0	0	0	0	0	0	0%
Conditions Beyond Control	0	0	0	0	0	0	0	0	0	0	0	0	0	0%
Driver Identity Unclear	0	0	0	0	0	0	0	0	0	0	0	0	0	0%
Driver Obstructed	0	2	0	0	0	0	0	0	0	0	0	0	2	25%
Exposed	0	0	0	0	0	0	0	0	0	0	0	0	0	0%
Emergency Vehicle Issue	0	0	0	0	0	0	0	0	0	0	0	0	0	0%
Glare on Plate	1	0	0	0	0	0	0	0	0	0	0	0	1	13%
Glare on Windshield	0	0	0	0	0	0	0	0	0	0	0	0	0	0%
Illegible Plate	1	1	0	0	0	0	0	0	0	0	0	0	1	13%
Interest of Justice- PD	0	0	0	0	0	0	0	0	0	0	0	0	0	0%
Image Quality- PD	0	0	0	0	0	0	0	0	0	0	0	0	0	0%
Issuance Criteria Not Met- PD	0	0	0	0	0	0	0	0	0	0	0	0	0	0%
No Warning Sign	0	0	0	0	0	0	0	0	0	0	0	0	0	0%
No Plate	3	0	0	0	0	0	0	0	0	0	0	0	3	38%
No Speed Captured	0	0	0	0	0	0	0	0	0	0	0	0	0	0%
Obstruction In Photo- PD	0	0	0	0	0	0	0	0	0	0	0	0	0	0%
Out of State	0	0	0	0	0	0	0	0	0	0	0	0	0	0%
Plate Obstructed	0	0	0	0	0	0	0	0	0	0	0	0	0	0%
Short Yellow- PD	0	0	0	0	0	0	0	0	0	0	0	0	0	0%
Third Party Damage	0	0	0	0	0	0	0	0	0	0	0	0	0	0%
TSB Expired	0	0	0	0	0	0	0	0	0	0	0	0	0	0%
TSB No Hit	0	0	0	0	0	0	0	0	0	0	0	0	0	0%
Total:	6	3	0	0	0	0	0	0	0	0	0	0	8	100%
Controllable Non-Issued Violations														
Conduent Expire	0	0	0	0	0	0	0	0	0	0	0	0	0	0%
Clarity of Plate	0	0	0	0	0	0	0	0	0	0	0	0	0	0%
Clarity of Driver	0	0	0	0	0	0	0	0	0	0	0	0	0	0%
Dark Interior	0	0	0	0	0	0	0	0	0	0	0	0	0	0%
Data Box Related- PD	0	0	0	0	0	0	0	0	0	0	0	0	0	0%
Data Box Data Error- PD	0	0	0	0	0	0	0	0	0	0	0	0	0	0%
Data Entry Error	0	0	0	0	0	0	0	0	0	0	0	0	0	0%
Exposed	0	0	0	0	0	0	0	0	0	0	0	0	0	0%
Equipment Malfunction	0	0	0	0	0	0	0	0	0	0	0	0	0	0%
Framing- PD	0	0	0	0	0	0	0	0	0	0	0	0	0	0%
Framing of Car	0	0	0	0	0	0	0	0	0	0	0	0	0	0%
Framing of Driver	1	0	0	0	0	0	0	0	0	0	0	0	1	100%
Operator Error	0	0	0	0	0	0	0	0	0	0	0	0	0	0%
Framing of Plate	0	0	0	0	0	0	0	0	0	0	0	0	0	0%
Reject Expired	0	0	0	0	0	0	0	0	0	0	0	0	0	0%
Speed Not Determined	0	0	0	0	0	0	0	0	0	0	0	0	0	0%
Total:	1	0	0	0	0	0	0	0	0	0	0	0	1	100%
Summary Metrics														
Daily Average Vehicle Passes	4,744	5,023	0	0	0	0	0	0	0	0	0	0	4,884	
Average Issued Speed	16	16	0	0	0	0	0	0	0	0	0	0	16	
Average Issued Red Seconds	72.8	114.6	0.0	0.0	0.0	0.0	0.0	0.0	0.0	0.0	0.0	0.0	94	
Citation / Violation Issuance Rate	30%	70%	0%	0%	0%	0%	0%	0%	0%	0%	0%	0%	50%	
Controllable Issuance Rate	75%	100%	0%	0%	0%	0%	0%	0%	0%	0%	0%	0%	88%	



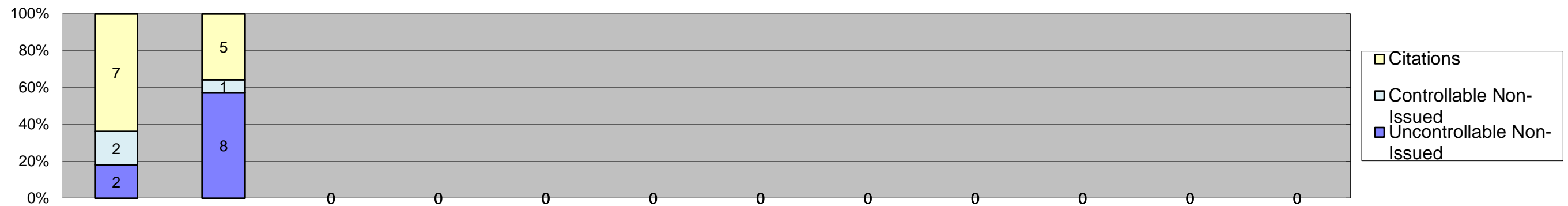
Los Angeles County MTA Gold Line
Approach Summary Report
Location 4047: EB to NB 3rd @ Ford



Events	Jan-19	Feb-19	Mar-19	Apr-19	May-19	Jun-19	Jul-19	Aug-19	Sep-19	Oct-19	Nov-19	Dec-19	Year to Date Monthly Average	
													Quantity	%
Non-Violations	417	470	0	0	0	0	0	0	0	0	0	0	444	98%
Violations	6	8	0	0	0	0	0	0	0	0	0	0	7	2%
Total:	423	478	0	0	0	0	0	0	0	0	0	0	451	100%
Violations														
Uncontrollable Non-Issued	1	2	0	0	0	0	0	0	0	0	0	0	2	21%
Controllable Non-Issued	3	4	0	0	0	0	0	0	0	0	0	0	4	50%
Citations	2	2	0	0	0	0	0	0	0	0	0	0	2	29%
Total:	6	8	0	0	0	0	0	0	0	0	0	0	7	100%
Non-Violations														
Emergency Vehicle Non-Issuable	2	0	0	0	0	0	0	0	0	0	0	0	2	0%
Emergency Vehicle PD	0	0	0	0	0	0	0	0	0	0	0	0	0	0%
Intersection Control in Progress- PD	0	0	0	0	0	0	0	0	0	0	0	0	0	0%
Gate Down/ No Train	0	0	0	0	0	0	0	0	0	0	0	0	0	0%
No Violation Occurred	178	180	0	0	0	0	0	0	0	0	0	0	179	40%
Rear Axle Activation	0	1	0	0	0	0	0	0	0	0	0	0	1	0%
Right Turn- No Violation	0	0	0	0	0	0	0	0	0	0	0	0	0	0%
Test Shot	115	118	0	0	0	0	0	0	0	0	0	0	117	26%
Train Activation	122	171	0	0	0	0	0	0	0	0	0	0	147	33%
Amber Time Low	0	0	0	0	0	0	0	0	0	0	0	0	0	0%
Vehicle Stopped- PD	0	0	0	0	0	0	0	0	0	0	0	0	0	0%
Total:	417	470	0	0	0	0	0	0	0	0	0	0	445	100%
Uncontrollable Non-Issued Violations														
Administrative Dismissal	0	0	0	0	0	0	0	0	0	0	0	0	0	0%
Address/CDL/DOB Match Fail	0	0	0	0	0	0	0	0	0	0	0	0	0	0%
Car Obstructed	0	0	0	0	0	0	0	0	0	0	0	0	0	0%
Conditions Beyond Control	0	0	0	0	0	0	0	0	0	0	0	0	0	0%
Driver Identity Unclear	0	0	0	0	0	0	0	0	0	0	0	0	0	0%
Driver Obstructed	1	0	0	0	0	0	0	0	0	0	0	0	1	33%
Exposed	0	0	0	0	0	0	0	0	0	0	0	0	0	0%
Emergency Vehicle Issue	0	0	0	0	0	0	0	0	0	0	0	0	0	0%
Glare on Plate	0	0	0	0	0	0	0	0	0	0	0	0	0	0%
Glare on Windshield	0	0	0	0	0	0	0	0	0	0	0	0	0	0%
Illegible Plate	0	1	0	0	0	0	0	0	0	0	0	0	1	33%
Interest of Justice- PD	0	0	0	0	0	0	0	0	0	0	0	0	0	0%
Image Quality- PD	0	0	0	0	0	0	0	0	0	0	0	0	0	0%
Issuance Criteria Not Met- PD	0	0	0	0	0	0	0	0	0	0	0	0	0	0%
No Warning Sign	0	0	0	0	0	0	0	0	0	0	0	0	0	0%
No Plate	0	1	0	0	0	0	0	0	0	0	0	0	1	33%
No Speed Captured	0	0	0	0	0	0	0	0	0	0	0	0	0	0%
Obstruction In Photo- PD	0	0	0	0	0	0	0	0	0	0	0	0	0	0%
Out of State	0	0	0	0	0	0	0	0	0	0	0	0	0	0%
Plate Obstructed	0	0	0	0	0	0	0	0	0	0	0	0	0	0%
Short Yellow- PD	0	0	0	0	0	0	0	0	0	0	0	0	0	0%
Third Party Damage	0	0	0	0	0	0	0	0	0	0	0	0	0	0%
TSB Expired	0	0	0	0	0	0	0	0	0	0	0	0	0	0%
TSB No Hit	0	0	0	0	0	0	0	0	0	0	0	0	0	0%
Total:	1	2	0	0	0	0	0	0	0	0	0	0	3	100%
Controllable Non-Issued Violations														
Conduent Expire	0	0	0	0	0	0	0	0	0	0	0	0	0	0%
Clarity of Plate	0	0	0	0	0	0	0	0	0	0	0	0	0	0%
Clarity of Driver	0	0	0	0	0	0	0	0	0	0	0	0	0	0%
Dark Interior	0	0	0	0	0	0	0	0	0	0	0	0	0	0%
Data Box Related- PD	0	0	0	0	0	0	0	0	0	0	0	0	0	0%
Data Box Data Error- PD	0	0	0	0	0	0	0	0	0	0	0	0	0	0%
Data Entry Error	0	2	0	0	0	0	0	0	0	0	0	0	2	40%
Exposed	0	0	0	0	0	0	0	0	0	0	0	0	0	0%
Equipment Malfunction	3	1	0	0	0	0	0	0	0	0	0	0	2	40%
Framing- PD	0	0	0	0	0	0	0	0	0	0	0	0	0	0%
Framing of Car	0	0	0	0	0	0	0	0	0	0	0	0	0	0%
Framing of Driver	0	0	0	0	0	0	0	0	0	0	0	0	0	0%
Operator Error	0	0	0	0	0	0	0	0	0	0	0	0	0	0%
Framing of Plate	0	1	0	0	0	0	0	0	0	0	0	0	1	20%
Reject Expired	0	0	0	0	0	0	0	0	0	0	0	0	0	0%
Speed Not Determined	0	0	0	0	0	0	0	0	0	0	0	0	0	0%
Total:	3	4	0	0	0	0	0	0	0	0	0	0	5	100%
Summary Metrics														
Daily Average Vehicle Passes	1,654	1,696	0	0	0	0	0	0	0	0	0	0	1,675	
Average Issued Speed	18	20	0	0	0	0	0	0	0	0	0	0	19	
Average Issued Red Seconds	16.8	1.4	0.0	0.0	0.0	0.0	0.0	0.0	0.0	0.0	0.0	0.0	9	
Citation / Violation Issuance Rate	33%	25%	0%	0%	0%	0%	0%	0%	0%	0%	0%	0%	29%	
Controllable Issuance Rate	40%	33%	0%	0%	0%	0%	0%	0%	0%	0%	0%	0%	37%	



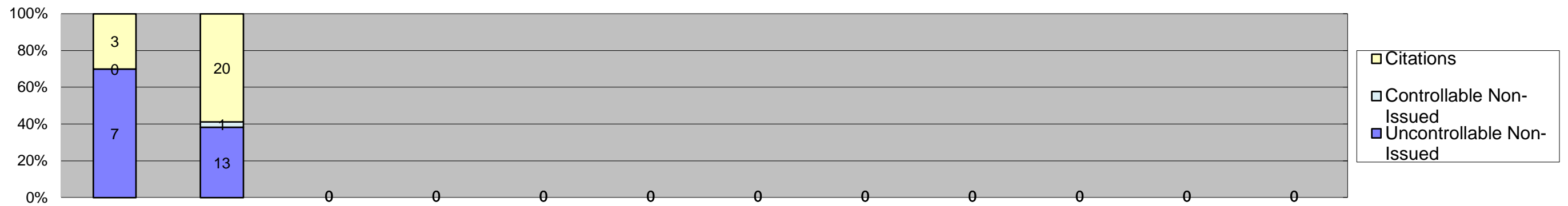
Los Angeles County MTA Gold Line
Approach Summary Report
Location 4049: WB to SB 3rd @ Ford



Events	Jan-19	Feb-19	Mar-19	Apr-19	May-19	Jun-19	Jul-19	Aug-19	Sep-19	Oct-19	Nov-19	Dec-19	Year to Date Monthly Average	
													Quantity	%
Non-Violations	324	324	0	0	0	0	0	0	0	0	0	0	324	96%
Violations	11	14	0	0	0	0	0	0	0	0	0	0	13	4%
Total:	335	338	0	0	0	0	0	0	0	0	0	0	337	100%
Violations														
Uncontrollable Non-Issued	2	8	0	0	0	0	0	0	0	0	0	0	5	40%
Controllable Non-Issued	2	1	0	0	0	0	0	0	0	0	0	0	2	12%
Citations	7	5	0	0	0	0	0	0	0	0	0	0	6	48%
Total:	11	14	0	0	0	0	0	0	0	0	0	0	13	100%
Non-Violations														
Emergency Vehicle Non-Issuable	1	0	0	0	0	0	0	0	0	0	0	0	1	0%
Emergency Vehicle PD	0	0	0	0	0	0	0	0	0	0	0	0	0	0%
Intersection Control in Progress-PD	0	0	0	0	0	0	0	0	0	0	0	0	0	0%
Gate Down/ No Train	0	0	0	0	0	0	0	0	0	0	0	0	0	0%
No Violation Occurred	120	115	0	0	0	0	0	0	0	0	0	0	118	36%
Rear Axle Activation	0	1	0	0	0	0	0	0	0	0	0	0	1	0%
Right Turn- No Violation	0	0	0	0	0	0	0	0	0	0	0	0	0	0%
Test Shot	128	140	0	0	0	0	0	0	0	0	0	0	134	41%
Train Activation	75	68	0	0	0	0	0	0	0	0	0	0	72	22%
Amber Time Low	0	0	0	0	0	0	0	0	0	0	0	0	0	0%
Vehicle Stopped- PD	0	0	0	0	0	0	0	0	0	0	0	0	0	0%
Total:	324	324	0	0	0	0	0	0	0	0	0	0	325	100%
Uncontrollable Non-Issued Violations														
Administrative Dismissal	0	0	0	0	0	0	0	0	0	0	0	0	0	0%
Address/CDL/DOB Match Fail	1	2	0	0	0	0	0	0	0	0	0	0	2	20%
Car Obstructed	0	0	0	0	0	0	0	0	0	0	0	0	0	0%
Conditions Beyond Control	0	0	0	0	0	0	0	0	0	0	0	0	0	0%
Driver Identity Unclear	0	0	0	0	0	0	0	0	0	0	0	0	0	0%
Driver Obstructed	0	5	0	0	0	0	0	0	0	0	0	0	5	67%
Exposed	0	0	0	0	0	0	0	0	0	0	0	0	0	0%
Emergency Vehicle Issue	0	0	0	0	0	0	0	0	0	0	0	0	0	0%
Glare on Plate	0	0	0	0	0	0	0	0	0	0	0	0	0	0%
Glare on Windshield	0	0	0	0	0	0	0	0	0	0	0	0	0	0%
Illegible Plate	0	0	0	0	0	0	0	0	0	0	0	0	0	0%
Interest of Justice- PD	0	0	0	0	0	0	0	0	0	0	0	0	0	0%
Image Quality- PD	0	0	0	0	0	0	0	0	0	0	0	0	0	0%
Issuance Criteria Not Met- PD	0	0	0	0	0	0	0	0	0	0	0	0	0	0%
No Warning Sign	0	0	0	0	0	0	0	0	0	0	0	0	0	0%
No Plate	1	1	0	0	0	0	0	0	0	0	0	0	1	13%
No Speed Captured	0	0	0	0	0	0	0	0	0	0	0	0	0	0%
Obstruction In Photo- PD	0	0	0	0	0	0	0	0	0	0	0	0	0	0%
Out of State	0	0	0	0	0	0	0	0	0	0	0	0	0	0%
Plate Obstructed	0	0	0	0	0	0	0	0	0	0	0	0	0	0%
Short Yellow- PD	0	0	0	0	0	0	0	0	0	0	0	0	0	0%
Third Party Damage	0	0	0	0	0	0	0	0	0	0	0	0	0	0%
TSB Expired	0	0	0	0	0	0	0	0	0	0	0	0	0	0%
TSB No Hit	0	0	0	0	0	0	0	0	0	0	0	0	0	0%
Total:	2	8	0	0	0	0	0	0	0	0	0	0	8	100%
Controllable Non-Issued Violations														
Conduent Expire	0	0	0	0	0	0	0	0	0	0	0	0	0	0%
Clarity of Plate	0	0	0	0	0	0	0	0	0	0	0	0	0	0%
Clarity of Driver	0	0	0	0	0	0	0	0	0	0	0	0	0	0%
Dark Interior	1	0	0	0	0	0	0	0	0	0	0	0	1	50%
Data Box Related- PD	0	0	0	0	0	0	0	0	0	0	0	0	0	0%
Data Box Data Error- PD	0	0	0	0	0	0	0	0	0	0	0	0	0	0%
Data Entry Error	0	0	0	0	0	0	0	0	0	0	0	0	0	0%
Exposed	0	0	0	0	0	0	0	0	0	0	0	0	0	0%
Equipment Malfunction	1	1	0	0	0	0	0	0	0	0	0	0	1	50%
Framing- PD	0	0	0	0	0	0	0	0	0	0	0	0	0	0%
Framing of Car	0	0	0	0	0	0	0	0	0	0	0	0	0	0%
Framing of Driver	0	0	0	0	0	0	0	0	0	0	0	0	0	0%
Operator Error	0	0	0	0	0	0	0	0	0	0	0	0	0	0%
Framing of Plate	0	0	0	0	0	0	0	0	0	0	0	0	0	0%
Reject Expired	0	0	0	0	0	0	0	0	0	0	0	0	0	0%
Speed Not Determined	0	0	0	0	0	0	0	0	0	0	0	0	0	0%
Total:	2	1	0	0	0	0	0	0	0	0	0	0	2	100%
Summary Metrics														
Daily Average Vehicle Passes	1,991	2,035	0	0	0	0	0	0	0	0	0	0	2,013	
Average Issued Speed	19	20	0	0	0	0	0	0	0	0	0	0	20	
Average Issued Red Seconds	142.7	124.8	0.0	0.0	0.0	0.0	0.0	0.0	0.0	0.0	0.0	0.0	134	
Citation / Violation Issuance Rate	64%	36%	0%	0%	0%	0%	0%	0%	0%	0%	0%	0%	50%	
Controllable Issuance Rate	78%	83%	0%	0%	0%	0%	0%	0%	0%	0%	0%	0%	81%	



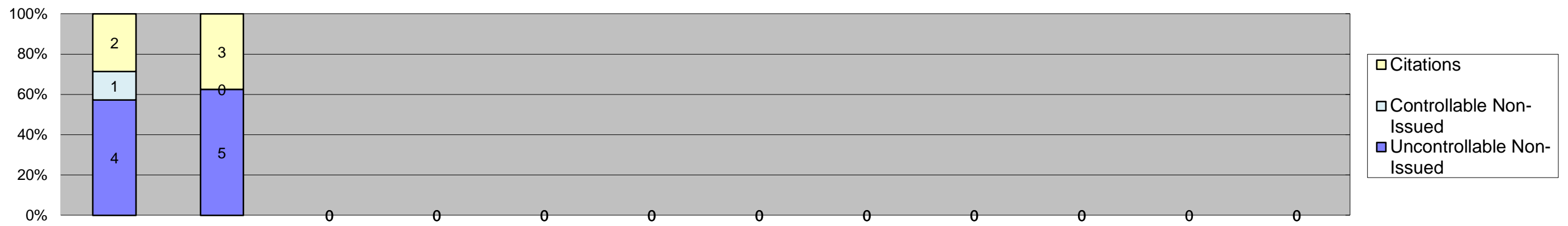
Los Angeles County MTA Gold Line
Approach Summary Report
Location 4057: EB to NB 3rd @ Eastern



Events	Jan-19	Feb-19	Mar-19	Apr-19	May-19	Jun-19	Jul-19	Aug-19	Sep-19	Oct-19	Nov-19	Dec-19	Year to Date Monthly Average	
													Quantity	%
Non-Violations	336	360	0	0	0	0	0	0	0	0	0	0	348	94%
Violations	10	34	0	0	0	0	0	0	0	0	0	0	22	6%
Total:	346	394	0	0	0	0	0	0	0	0	0	0	370	100%
Violations														
Uncontrollable Non-Issued	7	13	0	0	0	0	0	0	0	0	0	0	10	44%
Controllable Non-Issued	0	1	0	0	0	0	0	0	0	0	0	0	1	4%
Citations	3	20	0	0	0	0	0	0	0	0	0	0	12	51%
Total:	10	34	0	0	0	0	0	0	0	0	0	0	23	100%
Non-Violations														
Emergency Vehicle Non-Issuable	1	1	0	0	0	0	0	0	0	0	0	0	1	0%
Emergency Vehicle PD	0	0	0	0	0	0	0	0	0	0	0	0	0	0%
Intersection Control in Progress- PD	0	0	0	0	0	0	0	0	0	0	0	0	0	0%
Gate Down/ No Train	0	0	0	0	0	0	0	0	0	0	0	0	0	0%
No Violation Occurred	66	73	0	0	0	0	0	0	0	0	0	0	70	20%
Rear Axle Activation	1	13	0	0	0	0	0	0	0	0	0	0	7	2%
Right Turn- No Violation	0	0	0	0	0	0	0	0	0	0	0	0	0	0%
Test Shot	115	121	0	0	0	0	0	0	0	0	0	0	118	34%
Train Activation	153	152	0	0	0	0	0	0	0	0	0	0	153	44%
Amber Time Low	0	0	0	0	0	0	0	0	0	0	0	0	0	0%
Vehicle Stopped- PD	0	0	0	0	0	0	0	0	0	0	0	0	0	0%
Total:	336	360	0	0	0	0	0	0	0	0	0	0	348	100%
Uncontrollable Non-Issued Violations														
Administrative Dismissal	0	0	0	0	0	0	0	0	0	0	0	0	0	0%
Address/CDL/DOB Match Fail	0	2	0	0	0	0	0	0	0	0	0	0	2	13%
Car Obstructed	0	0	0	0	0	0	0	0	0	0	0	0	0	0%
Conditions Beyond Control	0	0	0	0	0	0	0	0	0	0	0	0	0	0%
Driver Identity Unclear	0	0	0	0	0	0	0	0	0	0	0	0	0	0%
Driver Obstructed	2	2	0	0	0	0	0	0	0	0	0	0	2	13%
Exposed	0	0	0	0	0	0	0	0	0	0	0	0	0	0%
Emergency Vehicle Issue	1	0	0	0	0	0	0	0	0	0	0	0	1	7%
Glare on Plate	0	5	0	0	0	0	0	0	0	0	0	0	5	33%
Glare on Windshield	1	1	0	0	0	0	0	0	0	0	0	0	1	7%
Illegible Plate	0	1	0	0	0	0	0	0	0	0	0	0	1	7%
Interest of Justice- PD	0	0	0	0	0	0	0	0	0	0	0	0	0	0%
Image Quality- PD	0	0	0	0	0	0	0	0	0	0	0	0	0	0%
Issuance Criteria Not Met- PD	0	0	0	0	0	0	0	0	0	0	0	0	0	0%
No Warning Sign	0	0	0	0	0	0	0	0	0	0	0	0	0	0%
No Plate	2	2	0	0	0	0	0	0	0	0	0	0	2	13%
No Speed Captured	0	0	0	0	0	0	0	0	0	0	0	0	0	0%
Obstruction In Photo- PD	0	0	0	0	0	0	0	0	0	0	0	0	0	0%
Out of State	0	0	0	0	0	0	0	0	0	0	0	0	0	0%
Plate Obstructed	0	0	0	0	0	0	0	0	0	0	0	0	0	0%
Short Yellow- PD	0	0	0	0	0	0	0	0	0	0	0	0	0	0%
Third Party Damage	0	0	0	0	0	0	0	0	0	0	0	0	0	0%
TSB Expired	0	0	0	0	0	0	0	0	0	0	0	0	0	0%
TSB No Hit	1	0	0	0	0	0	0	0	0	0	0	0	1	7%
Total:	7	13	0	0	0	0	0	0	0	0	0	0	15	100%
Controllable Non-Issued Violations														
Conduent Expire	0	0	0	0	0	0	0	0	0	0	0	0	0	0%
Clarity of Plate	0	0	0	0	0	0	0	0	0	0	0	0	0	0%
Clarity of Driver	0	0	0	0	0	0	0	0	0	0	0	0	0	0%
Dark Interior	0	0	0	0	0	0	0	0	0	0	0	0	0	0%
Data Box Related- PD	0	0	0	0	0	0	0	0	0	0	0	0	0	0%
Data Box Data Error- PD	0	0	0	0	0	0	0	0	0	0	0	0	0	0%
Data Entry Error	0	0	0	0	0	0	0	0	0	0	0	0	0	0%
Exposed	0	0	0	0	0	0	0	0	0	0	0	0	0	0%
Equipment Malfunction	0	1	0	0	0	0	0	0	0	0	0	0	1	100%
Framing- PD	0	0	0	0	0	0	0	0	0	0	0	0	0	0%
Framing of Car	0	0	0	0	0	0	0	0	0	0	0	0	0	0%
Framing of Driver	0	0	0	0	0	0	0	0	0	0	0	0	0	0%
Operator Error	0	0	0	0	0	0	0	0	0	0	0	0	0	0%
Framing of Plate	0	0	0	0	0	0	0	0	0	0	0	0	0	0%
Reject Expired	0	0	0	0	0	0	0	0	0	0	0	0	0	0%
Speed Not Determined	0	0	0	0	0	0	0	0	0	0	0	0	0	0%
Total:	0	1	0	0	0	0	0	0	0	0	0	0	1	100%
Summary Metrics														
Daily Average Vehicle Passes	7,154	7,542	0	0	0	0	0	0	0	0	0	0	7,348	
Average Issued Speed	22	19	0	0	0	0	0	0	0	0	0	0	21	
Average Issued Red Seconds	15.3	7.7	0.0	0.0	0.0	0.0	0.0	0.0	0.0	0.0	0.0	0.0	12	
Citation / Violation Issuance Rate	30%	59%	0%	0%	0%	0%	0%	0%	0%	0%	0%	0%	44%	
Controllable Issuance Rate	100%	95%	0%	0%	0%	0%	0%	0%	0%	0%	0%	0%	98%	



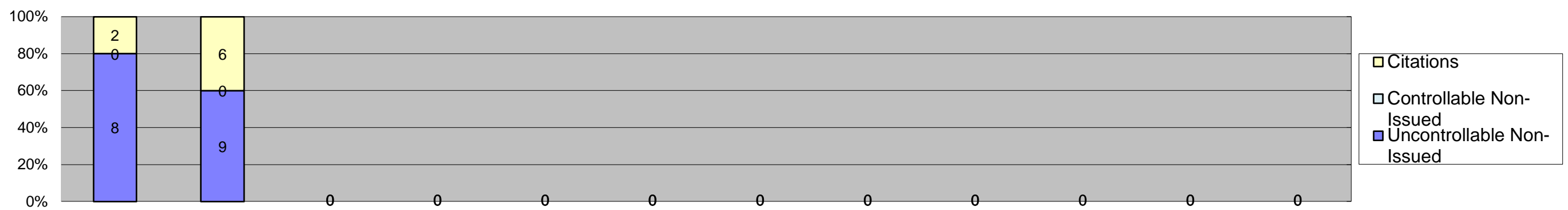
Los Angeles County MTA Gold Line
 Approach Summary Report
 Location 4059: WB to SB 3rd @ Eastern



Events	Month												Year to Date	
	Jan-19	Feb-19	Mar-19	Apr-19	May-19	Jun-19	Jul-19	Aug-19	Sep-19	Oct-19	Nov-19	Dec-19	Quantity	Average %
Non-Violations	374	372	0	0	0	0	0	0	0	0	0	0	373	98%
Violations	7	8	0	0	0	0	0	0	0	0	0	0	8	2%
Total:	381	380	0	0	0	0	0	0	0	0	0	0	381	100%
Violations														
Uncontrollable Non-Issued	4	5	0	0	0	0	0	0	0	0	0	0	5	56%
Controllable Non-Issued	1	0	0	0	0	0	0	0	0	0	0	0	1	13%
Citations	2	3	0	0	0	0	0	0	0	0	0	0	3	31%
Total:	7	8	0	0	0	0	0	0	0	0	0	0	8	100%
Non-Violations														
Emergency Vehicle Non-Issuable	14	4	0	0	0	0	0	0	0	0	0	0	9	2%
Emergency Vehicle PD	1	0	0	0	0	0	0	0	0	0	0	0	1	0%
Intersection Control in Progress-PD	0	0	0	0	0	0	0	0	0	0	0	0	0	0%
Gate Down/ No Train	0	0	0	0	0	0	0	0	0	0	0	0	0	0%
No Violation Occurred	91	83	0	0	0	0	0	0	0	0	0	0	87	23%
Rear Axle Activation	0	1	0	0	0	0	0	0	0	0	0	0	1	0%
Right Turn- No Violation	0	0	0	0	0	0	0	0	0	0	0	0	0	0%
Test Shot	118	112	0	0	0	0	0	0	0	0	0	0	115	31%
Train Activation	150	172	0	0	0	0	0	0	0	0	0	0	161	43%
Amber Time Low	0	0	0	0	0	0	0	0	0	0	0	0	0	0%
Vehicle Stopped- PD	0	0	0	0	0	0	0	0	0	0	0	0	0	0%
Total:	374	372	0	0	0	0	0	0	0	0	0	0	374	100%
Uncontrollable Non-Issued Violations														
Administrative Dismissal	0	0	0	0	0	0	0	0	0	0	0	0	0	0%
Address/CDL/DOB Match Fail	0	1	0	0	0	0	0	0	0	0	0	0	1	17%
Car Obstructed	0	0	0	0	0	0	0	0	0	0	0	0	0	0%
Conditions Beyond Control	0	0	0	0	0	0	0	0	0	0	0	0	0	0%
Driver Identity Unclear	0	0	0	0	0	0	0	0	0	0	0	0	0	0%
Driver Obstructed	0	1	0	0	0	0	0	0	0	0	0	0	1	17%
Exposed	0	0	0	0	0	0	0	0	0	0	0	0	0	0%
Emergency Vehicle Issue	3	1	0	0	0	0	0	0	0	0	0	0	2	33%
Glare on Plate	0	0	0	0	0	0	0	0	0	0	0	0	0	0%
Glare on Windshield	0	0	0	0	0	0	0	0	0	0	0	0	0	0%
Illegible Plate	0	1	0	0	0	0	0	0	0	0	0	0	1	17%
Interest of Justice- PD	0	0	0	0	0	0	0	0	0	0	0	0	0	0%
Image Quality- PD	0	0	0	0	0	0	0	0	0	0	0	0	0	0%
Issuance Criteria Not Met- PD	0	0	0	0	0	0	0	0	0	0	0	0	0	0%
No Warning Sign	0	0	0	0	0	0	0	0	0	0	0	0	0	0%
No Plate	1	1	0	0	0	0	0	0	0	0	0	0	1	17%
No Speed Captured	0	0	0	0	0	0	0	0	0	0	0	0	0	0%
Obstruction In Photo- PD	0	0	0	0	0	0	0	0	0	0	0	0	0	0%
Out of State	0	0	0	0	0	0	0	0	0	0	0	0	0	0%
Plate Obstructed	0	0	0	0	0	0	0	0	0	0	0	0	0	0%
Short Yellow- PD	0	0	0	0	0	0	0	0	0	0	0	0	0	0%
Third Party Damage	0	0	0	0	0	0	0	0	0	0	0	0	0	0%
TSB Expired	0	0	0	0	0	0	0	0	0	0	0	0	0	0%
TSB No Hit	0	0	0	0	0	0	0	0	0	0	0	0	0	0%
Total:	4	5	0	0	0	0	0	0	0	0	0	0	6	100%
Controllable Non-Issued Violations														
Conduent Expire	0	0	0	0	0	0	0	0	0	0	0	0	0	0%
Clarity of Plate	0	0	0	0	0	0	0	0	0	0	0	0	0	0%
Clarity of Driver	0	0	0	0	0	0	0	0	0	0	0	0	0	0%
Dark Interior	0	0	0	0	0	0	0	0	0	0	0	0	0	0%
Data Box Related- PD	0	0	0	0	0	0	0	0	0	0	0	0	0	0%
Data Box Data Error- PD	0	0	0	0	0	0	0	0	0	0	0	0	0	0%
Data Entry Error	0	0	0	0	0	0	0	0	0	0	0	0	0	0%
Exposed	0	0	0	0	0	0	0	0	0	0	0	0	0	0%
Equipment Malfunction	1	0	0	0	0	0	0	0	0	0	0	0	1	100%
Framing- PD	0	0	0	0	0	0	0	0	0	0	0	0	0	0%
Framing of Car	0	0	0	0	0	0	0	0	0	0	0	0	0	0%
Framing of Driver	0	0	0	0	0	0	0	0	0	0	0	0	0	0%
Operator Error	0	0	0	0	0	0	0	0	0	0	0	0	0	0%
Framing of Plate	0	0	0	0	0	0	0	0	0	0	0	0	0	0%
Reject Expired	0	0	0	0	0	0	0	0	0	0	0	0	0	0%
Speed Not Determined	0	0	0	0	0	0	0	0	0	0	0	0	0	0%
Total:	1	0	0	0	0	0	0	0	0	0	0	0	1	100%
Summary Metrics														
Daily Average Vehicle Passes	7,425	7,752	0	0	0	0	0	0	0	0	0	0	7,589	
Average Issued Speed	19	25	0	0	0	0	0	0	0	0	0	0	22	
Average Issued Red Seconds	204.2	81.9	0.0	0.0	0.0	0.0	0.0	0.0	0.0	0.0	0.0	0.0	143	
Citation / Violation Issuance Rate	29%	38%	0%	0%	0%	0%	0%	0%	0%	0%	0%	0%	33%	
Controllable Issuance Rate	67%	100%	0%	0%	0%	0%	0%	0%	0%	0%	0%	0%	83%	



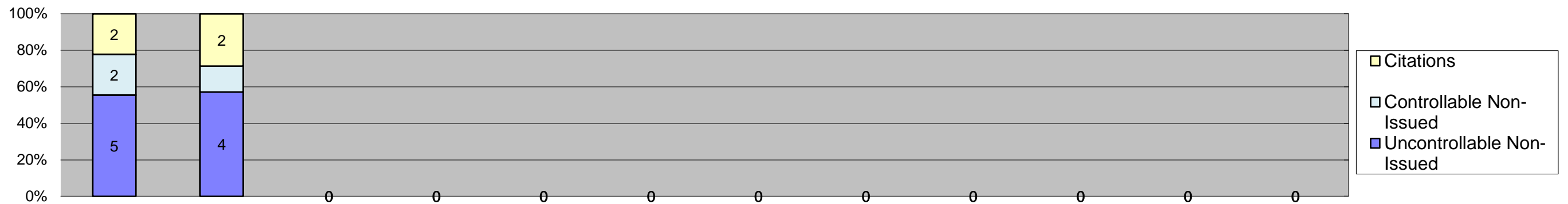
Los Angeles County MTA Gold Line
 Approach Summary Report
 Location 4069: WB to SB 3rd @ Downey



Events	Jan-19	Feb-19	Mar-19	Apr-19	May-19	Jun-19	Jul-19	Aug-19	Sep-19	Oct-19	Nov-19	Dec-19	Year to Date Monthly Average	
													Quantity	%
Non-Violations	323	308	0	0	0	0	0	0	0	0	0	0	316	96%
Violations	10	15	0	0	0	0	0	0	0	0	0	0	13	4%
Total:	333	323	0	0	0	0	0	0	0	0	0	0	328	100%
Violations														
Uncontrollable Non-Issued	8	9	0	0	0	0	0	0	0	0	0	0	9	68%
Controllable Non-Issued	0	0	0	0	0	0	0	0	0	0	0	0	0	0%
Citations	2	6	0	0	0	0	0	0	0	0	0	0	4	32%
Total:	10	15	0	0	0	0	0	0	0	0	0	0	13	100%
Non-Violations														
Emergency Vehicle Non-Issuable	9	1	0	0	0	0	0	0	0	0	0	0	5	2%
Emergency Vehicle PD	0	0	0	0	0	0	0	0	0	0	0	0	0	0%
Intersection Control in Progress-PD	0	0	0	0	0	0	0	0	0	0	0	0	0	0%
Gate Down/ No Train	0	0	0	0	0	0	0	0	0	0	0	0	0	0%
No Violation Occurred	99	117	0	0	0	0	0	0	0	0	0	0	108	34%
Rear Axle Activation	0	1	0	0	0	0	0	0	0	0	0	0	1	0%
Right Turn- No Violation	0	0	0	0	0	0	0	0	0	0	0	0	0	0%
Test Shot	110	104	0	0	0	0	0	0	0	0	0	0	107	34%
Train Activation	105	85	0	0	0	0	0	0	0	0	0	0	95	30%
Amber Time Low	0	0	0	0	0	0	0	0	0	0	0	0	0	0%
Vehicle Stopped- PD	0	0	0	0	0	0	0	0	0	0	0	0	0	0%
Total:	323	308	0	0	0	0	0	0	0	0	0	0	316	100%
Uncontrollable Non-Issued Violations														
Administrative Dismissal	0	0	0	0	0	0	0	0	0	0	0	0	0	0%
Address/CDL/DOB Match Fail	1	0	0	0	0	0	0	0	0	0	0	0	1	8%
Car Obstructed	0	3	0	0	0	0	0	0	0	0	0	0	3	23%
Conditions Beyond Control	0	0	0	0	0	0	0	0	0	0	0	0	0	0%
Driver Identity Unclear	0	0	0	0	0	0	0	0	0	0	0	0	0	0%
Driver Obstructed	1	1	0	0	0	0	0	0	0	0	0	0	1	8%
Exposed	0	0	0	0	0	0	0	0	0	0	0	0	0	0%
Emergency Vehicle Issue	3	1	0	0	0	0	0	0	0	0	0	0	2	15%
Glare on Plate	1	1	0	0	0	0	0	0	0	0	0	0	1	8%
Glare on Windshield	0	0	0	0	0	0	0	0	0	0	0	0	0	0%
Illegible Plate	0	0	0	0	0	0	0	0	0	0	0	0	0	0%
Interest of Justice- PD	0	0	0	0	0	0	0	0	0	0	0	0	0	0%
Image Quality- PD	0	0	0	0	0	0	0	0	0	0	0	0	0	0%
Issuance Criteria Not Met- PD	0	0	0	0	0	0	0	0	0	0	0	0	0	0%
No Warning Sign	0	0	0	0	0	0	0	0	0	0	0	0	0	0%
No Plate	0	3	0	0	0	0	0	0	0	0	0	0	3	23%
No Speed Captured	0	0	0	0	0	0	0	0	0	0	0	0	0	0%
Obstruction In Photo- PD	0	0	0	0	0	0	0	0	0	0	0	0	0	0%
Out of State	0	0	0	0	0	0	0	0	0	0	0	0	0	0%
Plate Obstructed	1	0	0	0	0	0	0	0	0	0	0	0	1	8%
Short Yellow- PD	0	0	0	0	0	0	0	0	0	0	0	0	0	0%
Third Party Damage	0	0	0	0	0	0	0	0	0	0	0	0	0	0%
TSB Expired	0	0	0	0	0	0	0	0	0	0	0	0	0	0%
TSB No Hit	1	0	0	0	0	0	0	0	0	0	0	0	1	8%
Total:	8	9	0	0	0	0	0	0	0	0	0	0	13	100%
Controllable Non-Issued Violations														
Conduent Expire	0	0	0	0	0	0	0	0	0	0	0	0	0	0
Clarity of Plate	0	0	0	0	0	0	0	0	0	0	0	0	0	0
Clarity of Driver	0	0	0	0	0	0	0	0	0	0	0	0	0	0
Dark Interior	0	0	0	0	0	0	0	0	0	0	0	0	0	0
Data Box Related- PD	0	0	0	0	0	0	0	0	0	0	0	0	0	0
Data Box Data Error- PD	0	0	0	0	0	0	0	0	0	0	0	0	0	0
Data Entry Error	0	0	0	0	0	0	0	0	0	0	0	0	0	0
Exposed	0	0	0	0	0	0	0	0	0	0	0	0	0	0
Equipment Malfunction	0	0	0	0	0	0	0	0	0	0	0	0	0	0
Framing- PD	0	0	0	0	0	0	0	0	0	0	0	0	0	0
Framing of Car	0	0	0	0	0	0	0	0	0	0	0	0	0	0
Framing of Driver	0	0	0	0	0	0	0	0	0	0	0	0	0	0
Operator Error	0	0	0	0	0	0	0	0	0	0	0	0	0	0
Framing of Plate	0	0	0	0	0	0	0	0	0	0	0	0	0	0
Reject Expired	0	0	0	0	0	0	0	0	0	0	0	0	0	0
Speed Not Determined	0	0	0	0	0	0	0	0	0	0	0	0	0	0
Total:	0	0	0	0	0	0	0	0	0	0	0	0	0	0%
Summary Metrics														
Daily Average Vehicle Passes	0	0	0	0	0	0	0	0	0	0	0	0	0	0
Average Issued Speed	22	17	0	0	0	0	0	0	0	0	0	0	0	17
Average Issued Red Seconds	16.1	117.0	0.0	0.0	0.0	0.0	0.0	0.0	0.0	0.0	0.0	0.0	0.0	117
Citation / Violation Issuance Rate	20%	40%	0%	0%	0%	0%	0%	0%	0%	0%	0%	0%	0%	30%
Controllable Issuance Rate	100%	100%	0%	0%	0%	0%	0%	0%	0%	0%	0%	0%	0%	100%



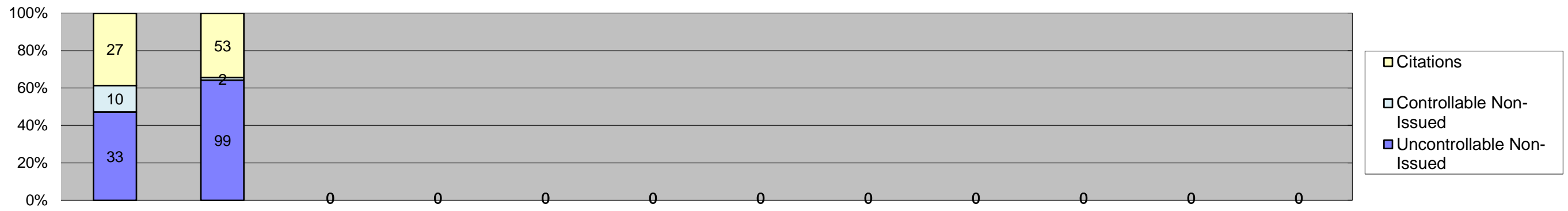
Los Angeles County MTA Gold Line
 Approach Summary Report
 Location 4077: EB to NB 3rd @ Gage



Events	Jan-19	Feb-19	Mar-19	Apr-19	May-19	Jun-19	Jul-19	Aug-19	Sep-19	Oct-19	Nov-19	Dec-19	Year to Date Monthly Average	
													Quantity	%
Non-Violations	243	246	0	0	0	0	0	0	0	0	0	0	245	97%
Violations	9	7	0	0	0	0	0	0	0	0	0	0	8	3%
Total:	252	253	0	0	0	0	0	0	0	0	0	0	253	100%
Violations														
Uncontrollable Non-Issued	5	4	0	0	0	0	0	0	0	0	0	0	5	56%
Controllable Non-Issued	2	1	0	0	0	0	0	0	0	0	0	0	2	19%
Citations	2	2	0	0	0	0	0	0	0	0	0	0	2	25%
Total:	9	7	0	0	0	0	0	0	0	0	0	0	8	100%
Non-Violations														
Emergency Vehicle Non-Issuable	0	0	0	0	0	0	0	0	0	0	0	0	0	0%
Emergency Vehicle PD	0	0	0	0	0	0	0	0	0	0	0	0	0	0%
Intersection Control in Progress- PD	0	0	0	0	0	0	0	0	0	0	0	0	0	0%
Gate Down/ No Train	0	0	0	0	0	0	0	0	0	0	0	0	0	0%
No Violation Occurred	29	24	0	0	0	0	0	0	0	0	0	0	27	11%
Rear Axle Activation	0	3	0	0	0	0	0	0	0	0	0	0	3	1%
Right Turn- No Violation	0	0	0	0	0	0	0	0	0	0	0	0	0	0%
Test Shot	122	115	0	0	0	0	0	0	0	0	0	0	119	48%
Train Activation	92	104	0	0	0	0	0	0	0	0	0	0	98	40%
Amber Time Low	0	0	0	0	0	0	0	0	0	0	0	0	0	0%
Vehicle Stopped- PD	0	0	0	0	0	0	0	0	0	0	0	0	0	0%
Total:	243	246	0	0	0	0	0	0	0	0	0	0	246	100%
Uncontrollable Non-Issued Violations														
Administrative Dismissal	0	0	0	0	0	0	0	0	0	0	0	0	0	0%
Address/CDL/DOB Match Fail	0	1	0	0	0	0	0	0	0	0	0	0	1	13%
Car Obstructed	0	0	0	0	0	0	0	0	0	0	0	0	0	0%
Conditions Beyond Control	0	0	0	0	0	0	0	0	0	0	0	0	0	0%
Driver Identity Unclear	0	0	0	0	0	0	0	0	0	0	0	0	0	0%
Driver Obstructed	0	0	0	0	0	0	0	0	0	0	0	0	0	0%
Exposed	0	0	0	0	0	0	0	0	0	0	0	0	0	0%
Emergency Vehicle Issue	1	0	0	0	0	0	0	0	0	0	0	0	1	13%
Glare on Plate	0	2	0	0	0	0	0	0	0	0	0	0	2	25%
Glare on Windshield	0	0	0	0	0	0	0	0	0	0	0	0	0	0%
Illegible Plate	1	1	0	0	0	0	0	0	0	0	0	0	1	13%
Interest of Justice- PD	0	0	0	0	0	0	0	0	0	0	0	0	0	0%
Image Quality- PD	0	0	0	0	0	0	0	0	0	0	0	0	0	0%
Issuance Criteria Not Met- PD	0	0	0	0	0	0	0	0	0	0	0	0	0	0%
No Warning Sign	0	0	0	0	0	0	0	0	0	0	0	0	0	0%
No Plate	0	0	0	0	0	0	0	0	0	0	0	0	0	0%
No Speed Captured	0	0	0	0	0	0	0	0	0	0	0	0	0	0%
Obstruction In Photo- PD	0	0	0	0	0	0	0	0	0	0	0	0	0	0%
Out of State	1	0	0	0	0	0	0	0	0	0	0	0	1	13%
Plate Obstructed	1	0	0	0	0	0	0	0	0	0	0	0	1	13%
Short Yellow- PD	0	0	0	0	0	0	0	0	0	0	0	0	0	0%
Third Party Damage	0	0	0	0	0	0	0	0	0	0	0	0	0	0%
TSB Expired	0	0	0	0	0	0	0	0	0	0	0	0	0	0%
TSB No Hit	1	0	0	0	0	0	0	0	0	0	0	0	1	13%
Total:	5	4	0	0	0	0	0	0	0	0	0	0	8	100%
Controllable Non-Issued Violations														
Conduent Expire	0	0	0	0	0	0	0	0	0	0	0	0	0	0%
Clarity of Plate	0	0	0	0	0	0	0	0	0	0	0	0	0	0%
Clarity of Driver	0	0	0	0	0	0	0	0	0	0	0	0	0	0%
Dark Interior	1	0	0	0	0	0	0	0	0	0	0	0	1	50%
Data Box Related- PD	0	0	0	0	0	0	0	0	0	0	0	0	0	0%
Data Box Data Error- PD	0	0	0	0	0	0	0	0	0	0	0	0	0	0%
Data Entry Error	0	0	0	0	0	0	0	0	0	0	0	0	0	0%
Exposed	0	0	0	0	0	0	0	0	0	0	0	0	0	0%
Equipment Malfunction	0	0	0	0	0	0	0	0	0	0	0	0	0	0%
Framing- PD	0	0	0	0	0	0	0	0	0	0	0	0	0	0%
Framing of Car	0	0	0	0	0	0	0	0	0	0	0	0	0	0%
Framing of Driver	0	0	0	0	0	0	0	0	0	0	0	0	0	0%
Operator Error	0	0	0	0	0	0	0	0	0	0	0	0	0	0%
Framing of Plate	1	1	0	0	0	0	0	0	0	0	0	0	1	50%
Reject Expired	0	0	0	0	0	0	0	0	0	0	0	0	0	0%
Speed Not Determined	0	0	0	0	0	0	0	0	0	0	0	0	0	0%
Total:	2	1	0	0	0	0	0	0	0	0	0	0	2	100%
Summary Metrics														
Daily Average Vehicle Passes	2,200	2,353	0	0	0	0	0	0	0	0	0	0	2,277	
Average Issued Speed	18	18	0	0	0	0	0	0	0	0	0	0	18	
Average Issued Red Seconds	13.7	103.8	0.0	0.0	0.0	0.0	0.0	0.0	0.0	0.0	0.0	0.0	59	
Citation / Violation Issuance Rate	22%	29%	0%	0%	0%	0%	0%	0%	0%	0%	0%	0%	25%	
Controllable Issuance Rate	50%	67%	0%	0%	0%	0%	0%	0%	0%	0%	0%	0%	58%	



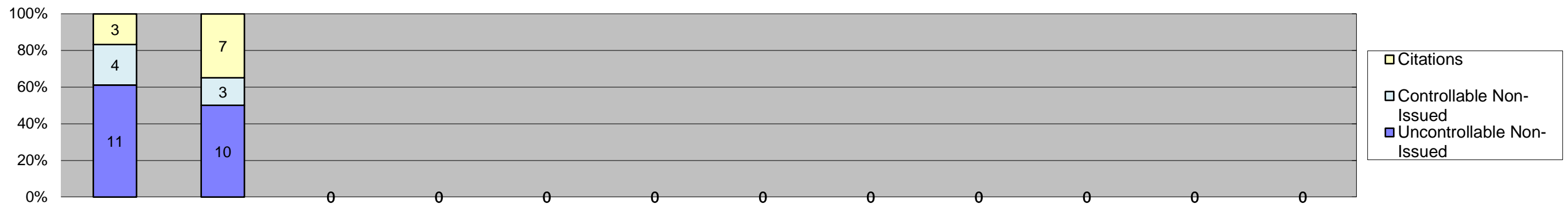
Los Angeles County MTA Gold Line
Approach Summary Report
Location 4079: WB to SB 3rd @ Gage



Events	Jan-19	Feb-19	Mar-19	Apr-19	May-19	Jun-19	Jul-19	Aug-19	Sep-19	Oct-19	Nov-19	Dec-19	Year to Date Monthly Average	
													Quantity	%
Non-Violations	426	468	0	0	0	0	0	0	0	0	0	0	447	80%
Violations	70	154	0	0	0	0	0	0	0	0	0	0	112	20%
Total:	496	622	0	0	0	0	0	0	0	0	0	0	559	100%
Violations														
Uncontrollable Non-Issued	33	99	0	0	0	0	0	0	0	0	0	0	66	59%
Controllable Non-Issued	10	2	0	0	0	0	0	0	0	0	0	0	6	5%
Citations	27	53	0	0	0	0	0	0	0	0	0	0	40	36%
Total:	70	154	0	0	0	0	0	0	0	0	0	0	112	100%
Non-Violations														
Emergency Vehicle Non-Issuable	5	0	0	0	0	0	0	0	0	0	0	0	5	1%
Emergency Vehicle PD	0	0	0	0	0	0	0	0	0	0	0	0	0	0%
Intersection Control in Progress-PD	0	0	0	0	0	0	0	0	0	0	0	0	0	0%
Gate Down/ No Train	0	0	0	0	0	0	0	0	0	0	0	0	0	0%
No Violation Occurred	123	152	0	0	0	0	0	0	0	0	0	0	138	31%
Rear Axle Activation	1	28	0	0	0	0	0	0	0	0	0	0	15	3%
Right Turn- No Violation	0	0	0	0	0	0	0	0	0	0	0	0	0	0%
Test Shot	118	121	0	0	0	0	0	0	0	0	0	0	120	27%
Train Activation	179	167	0	0	0	0	0	0	0	0	0	0	173	38%
Amber Time Low	0	0	0	0	0	0	0	0	0	0	0	0	0	0%
Vehicle Stopped- PD	0	0	0	0	0	0	0	0	0	0	0	0	0	0%
Total:	426	468	0	0	0	0	0	0	0	0	0	0	450	100%
Uncontrollable Non-Issued Violations														
Administrative Dismissal	0	0	0	0	0	0	0	0	0	0	0	0	0	0%
Address/CDL/DOB Match Fail	3	8	0	0	0	0	0	0	0	0	0	0	6	7%
Car Obstructed	3	8	0	0	0	0	0	0	0	0	0	0	6	7%
Conditions Beyond Control	0	0	0	0	0	0	0	0	0	0	0	0	0	0%
Driver Identity Unclear	0	3	0	0	0	0	0	0	0	0	0	0	3	4%
Driver Obstructed	7	45	0	0	0	0	0	0	0	0	0	0	26	34%
Exposed	0	0	0	0	0	0	0	0	0	0	0	0	0	0%
Emergency Vehicle Issue	1	0	0	0	0	0	0	0	0	0	0	0	1	1%
Glare on Plate	0	0	0	0	0	0	0	0	0	0	0	0	0	0%
Glare on Windshield	0	0	0	0	0	0	0	0	0	0	0	0	0	0%
Illegible Plate	1	0	0	0	0	0	0	0	0	0	0	0	1	1%
Interest of Justice- PD	0	0	0	0	0	0	0	0	0	0	0	0	0	0%
Image Quality- PD	0	0	0	0	0	0	0	0	0	0	0	0	0	0%
Issuance Criteria Not Met- PD	0	0	0	0	0	0	0	0	0	0	0	0	0	0%
No Warning Sign	0	0	0	0	0	0	0	0	0	0	0	0	0	0%
No Plate	9	24	0	0	0	0	0	0	0	0	0	0	17	22%
No Speed Captured	0	0	0	0	0	0	0	0	0	0	0	0	0	0%
Obstruction In Photo- PD	0	4	0	0	0	0	0	0	0	0	0	0	4	5%
Out of State	0	4	0	0	0	0	0	0	0	0	0	0	4	5%
Plate Obstructed	3	3	0	0	0	0	0	0	0	0	0	0	3	4%
Short Yellow- PD	0	0	0	0	0	0	0	0	0	0	0	0	0	0%
Third Party Damage	0	0	0	0	0	0	0	0	0	0	0	0	0	0%
TSB Expired	2	0	0	0	0	0	0	0	0	0	0	0	2	3%
TSB No Hit	4	0	0	0	0	0	0	0	0	0	0	0	4	5%
Total:	33	99	0	0	0	0	0	0	0	0	0	0	76	100%
Controllable Non-Issued Violations														
Conduent Expire	0	0	0	0	0	0	0	0	0	0	0	0	0	0%
Clarity of Plate	0	0	0	0	0	0	0	0	0	0	0	0	0	0%
Clarity of Driver	0	0	0	0	0	0	0	0	0	0	0	0	0	0%
Dark Interior	6	1	0	0	0	0	0	0	0	0	0	0	4	47%
Data Box Related- PD	0	0	0	0	0	0	0	0	0	0	0	0	0	0%
Data Box Data Error- PD	1	0	0	0	0	0	0	0	0	0	0	0	1	13%
Data Entry Error	0	0	0	0	0	0	0	0	0	0	0	0	0	0%
Exposed	0	0	0	0	0	0	0	0	0	0	0	0	0	0%
Equipment Malfunction	1	1	0	0	0	0	0	0	0	0	0	0	1	13%
Framing- PD	0	0	0	0	0	0	0	0	0	0	0	0	0	0%
Framing of Car	0	0	0	0	0	0	0	0	0	0	0	0	0	0%
Framing of Driver	0	0	0	0	0	0	0	0	0	0	0	0	0	0%
Operator Error	0	0	0	0	0	0	0	0	0	0	0	0	0	0%
Framing of Plate	2	0	0	0	0	0	0	0	0	0	0	0	2	27%
Reject Expired	0	0	0	0	0	0	0	0	0	0	0	0	0	0%
Speed Not Determined	0	0	0	0	0	0	0	0	0	0	0	0	0	0%
Total:	10	2	0	0	0	0	0	0	0	0	0	0	8	100%
Summary Metrics														
Daily Average Vehicle Passes	3,769	4,382	0	0	0	0	0	0	0	0	0	0	4,075	
Average Issued Speed	17	16	0	0	0	0	0	0	0	0	0	0	17	
Average Issued Red Seconds	20.0	10.1	0.0	0.0	0.0	0.0	0.0	0.0	0.0	0.0	0.0	0.0	15	
Citation / Violation Issuance Rate	39%	34%	0%	0%	0%	0%	0%	0%	0%	0%	0%	0%	36%	
Controllable Issuance Rate	73%	96%	0%	0%	0%	0%	0%	0%	0%	0%	0%	0%	85%	



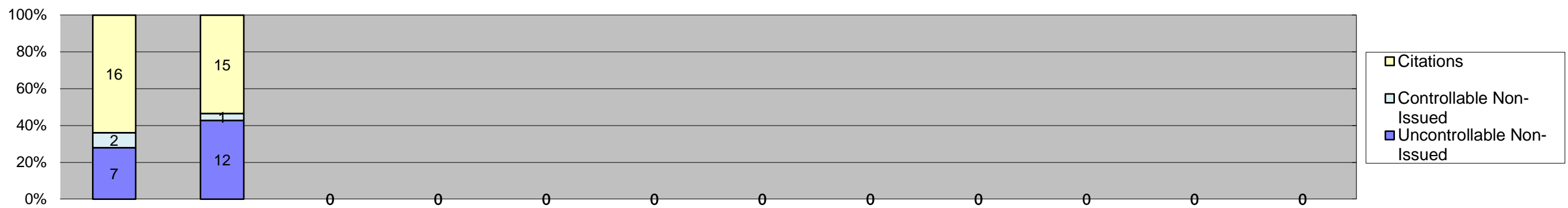
Los Angeles County MTA Gold Line
Approach Summary Report
Location 4083: EB to NB 3rd @ Rowan



Events	Jan-19	Feb-19	Mar-19	Apr-19	May-19	Jun-19	Jul-19	Aug-19	Sep-19	Oct-19	Nov-19	Dec-19	Year to Date Monthly Average	
													Quantity	%
Non-Violations	922	893	0	0	0	0	0	0	0	0	0	0	908	98%
Violations	18	20	0	0	0	0	0	0	0	0	0	0	19	2%
Total:	940	913	0	0	0	0	0	0	0	0	0	0	927	100%
Violations														
Uncontrollable Non-Issued	11	10	0	0	0	0	0	0	0	0	0	0	11	55%
Controllable Non-Issued	4	3	0	0	0	0	0	0	0	0	0	0	4	18%
Citations	3	7	0	0	0	0	0	0	0	0	0	0	5	26%
Total:	18	20	0	0	0	0	0	0	0	0	0	0	19	100%
Non-Violations														
Emergency Vehicle Non-Issuable	0	0	0	0	0	0	0	0	0	0	0	0	0	0%
Emergency Vehicle PD	0	0	0	0	0	0	0	0	0	0	0	0	0	0%
Intersection Control in Progress- PD	0	0	0	0	0	0	0	0	0	0	0	0	0	0%
Gate Down/ No Train	0	0	0	0	0	0	0	0	0	0	0	0	0	0%
No Violation Occurred	332	350	0	0	0	0	0	0	0	0	0	0	341	37%
Rear Axle Activation	0	4	0	0	0	0	0	0	0	0	0	0	4	0%
Right Turn- No Violation	0	0	0	0	0	0	0	0	0	0	0	0	0	0%
Test Shot	121	117	0	0	0	0	0	0	0	0	0	0	119	13%
Train Activation	469	422	0	0	0	0	0	0	0	0	0	0	446	49%
Amber Time Low	0	0	0	0	0	0	0	0	0	0	0	0	0	0%
Vehicle Stopped- PD	0	0	0	0	0	0	0	0	0	0	0	0	0	0%
Total:	922	893	0	0	0	0	0	0	0	0	0	0	910	100%
Uncontrollable Non-Issued Violations														
Administrative Dismissal	0	0	0	0	0	0	0	0	0	0	0	0	0	0%
Address/CDL/DOB Match Fail	1	1	0	0	0	0	0	0	0	0	0	0	1	8%
Car Obstructed	0	0	0	0	0	0	0	0	0	0	0	0	0	0%
Conditions Beyond Control	0	0	0	0	0	0	0	0	0	0	0	0	0	0%
Driver Identity Unclear	0	0	0	0	0	0	0	0	0	0	0	0	0	0%
Driver Obstructed	0	0	0	0	0	0	0	0	0	0	0	0	0	0%
Exposed	0	0	0	0	0	0	0	0	0	0	0	0	0	0%
Emergency Vehicle Issue	1	0	0	0	0	0	0	0	0	0	0	0	1	8%
Glare on Plate	4	1	0	0	0	0	0	0	0	0	0	0	3	21%
Glare on Windshield	0	0	0	0	0	0	0	0	0	0	0	0	0	0%
Illegible Plate	1	6	0	0	0	0	0	0	0	0	0	0	4	29%
Interest of Justice- PD	0	0	0	0	0	0	0	0	0	0	0	0	0	0%
Image Quality- PD	0	0	0	0	0	0	0	0	0	0	0	0	0	0%
Issuance Criteria Not Met- PD	0	0	0	0	0	0	0	0	0	0	0	0	0	0%
No Warning Sign	0	0	0	0	0	0	0	0	0	0	0	0	0	0%
No Plate	3	1	0	0	0	0	0	0	0	0	0	0	2	17%
No Speed Captured	0	0	0	0	0	0	0	0	0	0	0	0	0	0%
Obstruction In Photo- PD	0	1	0	0	0	0	0	0	0	0	0	0	1	8%
Out of State	0	0	0	0	0	0	0	0	0	0	0	0	0	0%
Plate Obstructed	0	0	0	0	0	0	0	0	0	0	0	0	0	0%
Short Yellow- PD	0	0	0	0	0	0	0	0	0	0	0	0	0	0%
Third Party Damage	0	0	0	0	0	0	0	0	0	0	0	0	0	0%
TSB Expired	0	0	0	0	0	0	0	0	0	0	0	0	0	0%
TSB No Hit	1	0	0	0	0	0	0	0	0	0	0	0	1	8%
Total:	11	10	0	0	0	0	0	0	0	0	0	0	12	100%
Controllable Non-Issued Violations														
Conduent Expire	0	0	0	0	0	0	0	0	0	0	0	0	0	0%
Clarity of Plate	0	0	0	0	0	0	0	0	0	0	0	0	0	0%
Clarity of Driver	0	0	0	0	0	0	0	0	0	0	0	0	0	0%
Dark Interior	0	0	0	0	0	0	0	0	0	0	0	0	0	0%
Data Box Related- PD	0	0	0	0	0	0	0	0	0	0	0	0	0	0%
Data Box Data Error- PD	0	0	0	0	0	0	0	0	0	0	0	0	0	0%
Data Entry Error	0	0	0	0	0	0	0	0	0	0	0	0	0	0%
Exposed	0	0	0	0	0	0	0	0	0	0	0	0	0	0%
Equipment Malfunction	1	0	0	0	0	0	0	0	0	0	0	0	1	25%
Framing- PD	0	0	0	0	0	0	0	0	0	0	0	0	0	0%
Framing of Car	0	0	0	0	0	0	0	0	0	0	0	0	0	0%
Framing of Driver	0	0	0	0	0	0	0	0	0	0	0	0	0	0%
Operator Error	0	0	0	0	0	0	0	0	0	0	0	0	0	0%
Framing of Plate	3	3	0	0	0	0	0	0	0	0	0	0	3	75%
Reject Expired	0	0	0	0	0	0	0	0	0	0	0	0	0	0%
Speed Not Determined	0	0	0	0	0	0	0	0	0	0	0	0	0	0%
Total:	4	3	0	0	0	0	0	0	0	0	0	0	4	100%
Summary Metrics														
Daily Average Vehicle Passes	2,177	2,257	0	0	0	0	0	0	0	0	0	0	2,217	
Average Issued Speed	17	15	0	0	0	0	0	0	0	0	0	0	16	
Average Issued Red Seconds	33.0	22.0	0.0	0.0	0.0	0.0	0.0	0.0	0.0	0.0	0.0	0.0	28	
Citation / Violation Issuance Rate	17%	35%	0%	0%	0%	0%	0%	0%	0%	0%	0%	0%	26%	
Controllable Issuance Rate	43%	70%	0%	0%	0%	0%	0%	0%	0%	0%	0%	0%	56%	



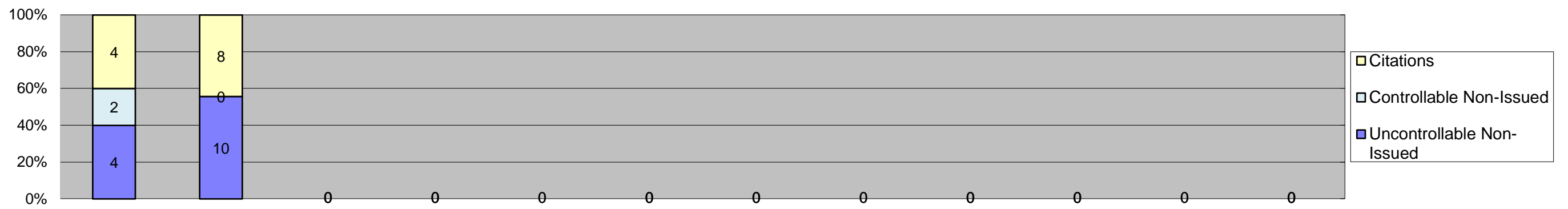
Los Angeles County MTA Gold Line
Approach Summary Report
Location 4085: WB to SB 3rd @ Rowan



Events	Jan-19	Feb-19	Mar-19	Apr-19	May-19	Jun-19	Jul-19	Aug-19	Sep-19	Oct-19	Nov-19	Dec-19	Year to Date Monthly Average	
													Quantity	%
Non-Violations	211	222	0	0	0	0	0	0	0	0	0	0	217	89%
Violations	25	28	0	0	0	0	0	0	0	0	0	0	27	11%
Total:	236	250	0	0	0	0	0	0	0	0	0	0	243	100%
Violations														
Uncontrollable Non-Issued	7	12	0	0	0	0	0	0	0	0	0	0	10	36%
Controllable Non-Issued	2	1	0	0	0	0	0	0	0	0	0	0	2	6%
Citations	16	15	0	0	0	0	0	0	0	0	0	0	16	58%
Total:	25	28	0	0	0	0	0	0	0	0	0	0	27	100%
Non-Violations														
Emergency Vehicle Non-Issuable	2	0	0	0	0	0	0	0	0	0	0	0	2	1%
Emergency Vehicle PD	0	0	0	0	0	0	0	0	0	0	0	0	0	0%
Intersection Control in Progress-PD	0	0	0	0	0	0	0	0	0	0	0	0	0	0%
Gate Down/ No Train	0	0	0	0	0	0	0	0	0	0	0	0	0	0%
No Violation Occurred	41	60	0	0	0	0	0	0	0	0	0	0	51	23%
Rear Axle Activation	0	6	0	0	0	0	0	0	0	0	0	0	6	3%
Right Turn- No Violation	0	0	0	0	0	0	0	0	0	0	0	0	0	0%
Test Shot	113	110	0	0	0	0	0	0	0	0	0	0	112	51%
Train Activation	55	46	0	0	0	0	0	0	0	0	0	0	51	23%
Amber Time Low	0	0	0	0	0	0	0	0	0	0	0	0	0	0%
Vehicle Stopped- PD	0	0	0	0	0	0	0	0	0	0	0	0	0	0%
Total:	211	222	0	0	0	0	0	0	0	0	0	0	221	100%
Uncontrollable Non-Issued Violations														
Administrative Dismissal	0	0	0	0	0	0	0	0	0	0	0	0	0	0%
Address/CDL/DOB Match Fail	0	2	0	0	0	0	0	0	0	0	0	0	2	11%
Car Obstructed	0	0	0	0	0	0	0	0	0	0	0	0	0	0%
Conditions Beyond Control	0	0	0	0	0	0	0	0	0	0	0	0	0	0%
Driver Identity Unclear	0	0	0	0	0	0	0	0	0	0	0	0	0	0%
Driver Obstructed	1	1	0	0	0	0	0	0	0	0	0	0	1	6%
Exposed	0	0	0	0	0	0	0	0	0	0	0	0	0	0%
Emergency Vehicle Issue	0	2	0	0	0	0	0	0	0	0	0	0	2	11%
Glare on Plate	0	0	0	0	0	0	0	0	0	0	0	0	0	0%
Glare on Windshield	1	0	0	0	0	0	0	0	0	0	0	0	1	6%
Illegible Plate	0	4	0	0	0	0	0	0	0	0	0	0	4	22%
Interest of Justice- PD	0	0	0	0	0	0	0	0	0	0	0	0	0	0%
Image Quality- PD	0	0	0	0	0	0	0	0	0	0	0	0	0	0%
Issuance Criteria Not Met- PD	0	0	0	0	0	0	0	0	0	0	0	0	0	0%
No Warning Sign	0	0	0	0	0	0	0	0	0	0	0	0	0	0%
No Plate	3	0	0	0	0	0	0	0	0	0	0	0	3	17%
No Speed Captured	0	0	0	0	0	0	0	0	0	0	0	0	0	0%
Obstruction In Photo- PD	0	1	0	0	0	0	0	0	0	0	0	0	1	6%
Out of State	0	1	0	0	0	0	0	0	0	0	0	0	1	6%
Plate Obstructed	0	1	0	0	0	0	0	0	0	0	0	0	1	6%
Short Yellow- PD	0	0	0	0	0	0	0	0	0	0	0	0	0	0%
Third Party Damage	0	0	0	0	0	0	0	0	0	0	0	0	0	0%
TSB Expired	0	0	0	0	0	0	0	0	0	0	0	0	0	0%
TSB No Hit	2	0	0	0	0	0	0	0	0	0	0	0	2	11%
Total:	7	12	0	0	0	0	0	0	0	0	0	0	18	100%
Controllable Non-Issued Violations														
Conduent Expire	0	0	0	0	0	0	0	0	0	0	0	0	0	0%
Clarity of Plate	0	0	0	0	0	0	0	0	0	0	0	0	0	0%
Clarity of Driver	0	0	0	0	0	0	0	0	0	0	0	0	0	0%
Dark Interior	0	0	0	0	0	0	0	0	0	0	0	0	0	0%
Data Box Related- PD	0	0	0	0	0	0	0	0	0	0	0	0	0	0%
Data Box Data Error- PD	0	0	0	0	0	0	0	0	0	0	0	0	0	0%
Data Entry Error	0	0	0	0	0	0	0	0	0	0	0	0	0	0%
Exposed	0	0	0	0	0	0	0	0	0	0	0	0	0	0%
Equipment Malfunction	0	0	0	0	0	0	0	0	0	0	0	0	0	0%
Framing- PD	0	0	0	0	0	0	0	0	0	0	0	0	0	0%
Framing of Car	0	0	0	0	0	0	0	0	0	0	0	0	0	0%
Framing of Driver	0	0	0	0	0	0	0	0	0	0	0	0	0	0%
Operator Error	0	0	0	0	0	0	0	0	0	0	0	0	0	0%
Framing of Plate	2	1	0	0	0	0	0	0	0	0	0	0	2	100%
Reject Expired	0	0	0	0	0	0	0	0	0	0	0	0	0	0%
Speed Not Determined	0	0	0	0	0	0	0	0	0	0	0	0	0	0%
Total:	2	1	0	0	0	0	0	0	0	0	0	0	2	100%
Summary Metrics														
Daily Average Vehicle Passes	3,066	3,180	0	0	0	0	0	0	0	0	0	0	3,123	
Average Issued Speed	14	15	0	0	0	0	0	0	0	0	0	0	15	
Average Issued Red Seconds	50.3	25.5	0.0	0.0	0.0	0.0	0.0	0.0	0.0	0.0	0.0	0.0	38	
Citation / Violation Issuance Rate	64%	54%	0%	0%	0%	0%	0%	0%	0%	0%	0%	0%	59%	
Controllable Issuance Rate	89%	94%	0%	0%	0%	0%	0%	0%	0%	0%	0%	0%	91%	



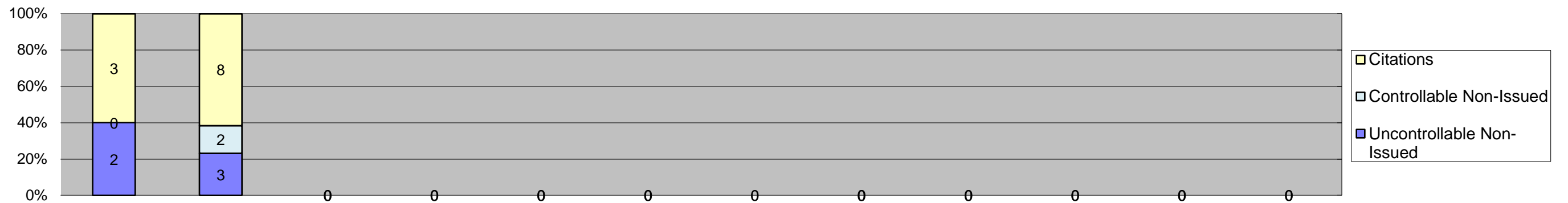
Los Angeles County MTA Gold Line
Approach Summary Report
Location 4087: EB to NB 1st @ Lorena



Events	Jan-19	Feb-19	Mar-19	Apr-19	May-19	Jun-19	Jul-19	Aug-19	Sep-19	Oct-19	Nov-19	Dec-19	Year to Date Monthly Average	
													Quantity	%
Non-Violations	579	575	0	0	0	0	0	0	0	0	0	0	577	98%
Violations	10	18	0	0	0	0	0	0	0	0	0	0	14	2%
Total:	589	593	0	0	0	0	0	0	0	0	0	0	591	100%
Violations														
Uncontrollable Non-Issued	4	10	0	0	0	0	0	0	0	0	0	0	7	47%
Controllable Non-Issued	2	0	0	0	0	0	0	0	0	0	0	0	2	13%
Citations	4	8	0	0	0	0	0	0	0	0	0	0	6	40%
Total:	10	18	0	0	0	0	0	0	0	0	0	0	15	100%
Non-Violations														
Emergency Vehicle Non-Issuable	1	0	0	0	0	0	0	0	0	0	0	0	1	0%
Emergency Vehicle PD	0	0	0	0	0	0	0	0	0	0	0	0	0	0%
Intersection Control in Progress- PD	0	0	0	0	0	0	0	0	0	0	0	0	0	0%
Gate Down/ No Train	0	0	0	0	0	0	0	0	0	0	0	0	0	0%
No Violation Occurred	229	208	0	0	0	0	0	0	0	0	0	0	219	38%
Rear Axle Activation	0	2	0	0	0	0	0	0	0	0	0	0	2	0%
Right Turn- No Violation	0	0	0	0	0	0	0	0	0	0	0	0	0	0%
Test Shot	119	119	0	0	0	0	0	0	0	0	0	0	119	21%
Train Activation	230	246	0	0	0	0	0	0	0	0	0	0	238	41%
Amber Time Low	0	0	0	0	0	0	0	0	0	0	0	0	0	0%
Vehicle Stopped- PD	0	0	0	0	0	0	0	0	0	0	0	0	0	0%
Total:	579	575	0	0	0	0	0	0	0	0	0	0	579	100%
Uncontrollable Non-Issued Violations														
Administrative Dismissal	0	0	0	0	0	0	0	0	0	0	0	0	0	0%
Address/CDL/DOB Match Fail	0	4	0	0	0	0	0	0	0	0	0	0	4	32%
Car Obstructed	0	1	0	0	0	0	0	0	0	0	0	0	1	8%
Conditions Beyond Control	0	0	0	0	0	0	0	0	0	0	0	0	0	0%
Driver Identity Unclear	0	2	0	0	0	0	0	0	0	0	0	0	2	16%
Driver Obstructed	0	0	0	0	0	0	0	0	0	0	0	0	0	0%
Exposed	0	0	0	0	0	0	0	0	0	0	0	0	0	0%
Emergency Vehicle Issue	0	0	0	0	0	0	0	0	0	0	0	0	0	0%
Glare on Plate	1	2	0	0	0	0	0	0	0	0	0	0	2	12%
Glare on Windshield	0	1	0	0	0	0	0	0	0	0	0	0	1	8%
Illegible Plate	0	0	0	0	0	0	0	0	0	0	0	0	0	0%
Interest of Justice- PD	0	0	0	0	0	0	0	0	0	0	0	0	0	0%
Image Quality- PD	0	0	0	0	0	0	0	0	0	0	0	0	0	0%
Issuance Criteria Not Met- PD	0	0	0	0	0	0	0	0	0	0	0	0	0	0%
No Warning Sign	0	0	0	0	0	0	0	0	0	0	0	0	0	0%
No Plate	1	0	0	0	0	0	0	0	0	0	0	0	1	8%
No Speed Captured	0	0	0	0	0	0	0	0	0	0	0	0	0	0%
Obstruction In Photo- PD	0	0	0	0	0	0	0	0	0	0	0	0	0	0%
Out of State	1	0	0	0	0	0	0	0	0	0	0	0	1	8%
Plate Obstructed	0	0	0	0	0	0	0	0	0	0	0	0	0	0%
Short Yellow- PD	0	0	0	0	0	0	0	0	0	0	0	0	0	0%
Third Party Damage	0	0	0	0	0	0	0	0	0	0	0	0	0	0%
TSB Expired	0	0	0	0	0	0	0	0	0	0	0	0	0	0%
TSB No Hit	1	0	0	0	0	0	0	0	0	0	0	0	1	8%
Total:	4	10	0	0	0	0	0	0	0	0	0	0	13	100%
Controllable Non-Issued Violations														
Conduent Expire	0	0	0	0	0	0	0	0	0	0	0	0	0	0%
Clarity of Plate	0	0	0	0	0	0	0	0	0	0	0	0	0	0%
Clarity of Driver	0	0	0	0	0	0	0	0	0	0	0	0	0	0%
Dark Interior	1	0	0	0	0	0	0	0	0	0	0	0	1	50%
Data Box Related- PD	0	0	0	0	0	0	0	0	0	0	0	0	0	0%
Data Box Data Error- PD	0	0	0	0	0	0	0	0	0	0	0	0	0	0%
Data Entry Error	0	0	0	0	0	0	0	0	0	0	0	0	0	0%
Exposed	0	0	0	0	0	0	0	0	0	0	0	0	0	0%
Equipment Malfunction	1	0	0	0	0	0	0	0	0	0	0	0	1	50%
Framing- PD	0	0	0	0	0	0	0	0	0	0	0	0	0	0%
Framing of Car	0	0	0	0	0	0	0	0	0	0	0	0	0	0%
Framing of Driver	0	0	0	0	0	0	0	0	0	0	0	0	0	0%
Operator Error	0	0	0	0	0	0	0	0	0	0	0	0	0	0%
Framing of Plate	0	0	0	0	0	0	0	0	0	0	0	0	0	0%
Reject Expired	0	0	0	0	0	0	0	0	0	0	0	0	0	0%
Speed Not Determined	0	0	0	0	0	0	0	0	0	0	0	0	0	0%
Total:	2	0	0	0	0	0	0	0	0	0	0	0	2	100%
Summary Metrics														
Daily Average Vehicle Passes	5,124	5,358	0	0	0	0	0	0	0	0	0	0	5,241	
Average Issued Speed	21	21	0	0	0	0	0	0	0	0	0	0	21	
Average Issued Red Seconds	47.4	26.7	0.0	0.0	0.0	0.0	0.0	0.0	0.0	0.0	0.0	0.0	37	
Citation / Violation Issuance Rate	40%	44%	0%	0%	0%	0%	0%	0%	0%	0%	0%	0%	42%	
Controllable Issuance Rate	67%	100%	0%	0%	0%	0%	0%	0%	0%	0%	0%	0%	83%	



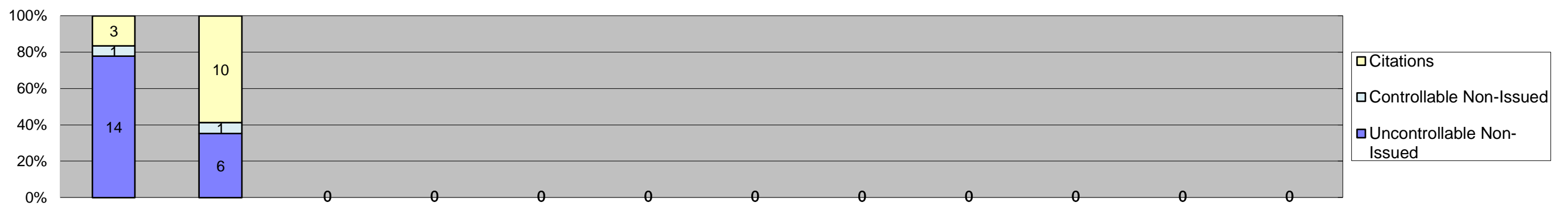
Los Angeles County MTA Gold Line
Approach Summary Report
Location 4089: WB to SB 1st @ Lorena



Events	Jan-19	Feb-19	Mar-19	Apr-19	May-19	Jun-19	Jul-19	Aug-19	Sep-19	Oct-19	Nov-19	Dec-19	Year to Date Monthly Average	
													Quantity	%
Non-Violations	234	254	0	0	0	0	0	0	0	0	0	0	244	96%
Violations	5	13	0	0	0	0	0	0	0	0	0	0	9	4%
Total:	239	267	0	0	0	0	0	0	0	0	0	0	253	100%
Violations														
Uncontrollable Non-Issued	2	3	0	0	0	0	0	0	0	0	0	0	3	25%
Controllable Non-Issued	0	2	0	0	0	0	0	0	0	0	0	0	2	20%
Citations	3	8	0	0	0	0	0	0	0	0	0	0	6	55%
Total:	5	13	0	0	0	0	0	0	0	0	0	0	10	100%
Non-Violations														
Emergency Vehicle Non-Issuable	0	0	0	0	0	0	0	0	0	0	0	0	0	0%
Emergency Vehicle PD	0	0	0	0	0	0	0	0	0	0	0	0	0	0%
Intersection Control in Progress- PD	0	0	0	0	0	0	0	0	0	0	0	0	0	0%
Gate Down/ No Train	0	0	0	0	0	0	0	0	0	0	0	0	0	0%
No Violation Occurred	17	20	0	0	0	0	0	0	0	0	0	0	19	8%
Rear Axle Activation	0	3	0	0	0	0	0	0	0	0	0	0	3	1%
Right Turn- No Violation	0	0	0	0	0	0	0	0	0	0	0	0	0	0%
Test Shot	123	141	0	0	0	0	0	0	0	0	0	0	132	54%
Train Activation	94	90	0	0	0	0	0	0	0	0	0	0	92	37%
Amber Time Low	0	0	0	0	0	0	0	0	0	0	0	0	0	0%
Vehicle Stopped- PD	0	0	0	0	0	0	0	0	0	0	0	0	0	0%
Total:	234	254	0	0	0	0	0	0	0	0	0	0	246	100%
Uncontrollable Non-Issued Violations														
Administrative Dismissal	0	0	0	0	0	0	0	0	0	0	0	0	0	0%
Address/CDL/DOB Match Fail	2	0	0	0	0	0	0	0	0	0	0	0	2	40%
Car Obstructed	0	0	0	0	0	0	0	0	0	0	0	0	0	0%
Conditions Beyond Control	0	0	0	0	0	0	0	0	0	0	0	0	0	0%
Driver Identity Unclear	0	0	0	0	0	0	0	0	0	0	0	0	0	0%
Driver Obstructed	0	0	0	0	0	0	0	0	0	0	0	0	0	0%
Exposed	0	0	0	0	0	0	0	0	0	0	0	0	0	0%
Emergency Vehicle Issue	0	0	0	0	0	0	0	0	0	0	0	0	0	0%
Glare on Plate	0	0	0	0	0	0	0	0	0	0	0	0	0	0%
Glare on Windshield	0	0	0	0	0	0	0	0	0	0	0	0	0	0%
Illegible Plate	0	0	0	0	0	0	0	0	0	0	0	0	0	0%
Interest of Justice- PD	0	0	0	0	0	0	0	0	0	0	0	0	0	0%
Image Quality- PD	0	0	0	0	0	0	0	0	0	0	0	0	0	0%
Issuance Criteria Not Met- PD	0	0	0	0	0	0	0	0	0	0	0	0	0	0%
No Warning Sign	0	0	0	0	0	0	0	0	0	0	0	0	0	0%
No Plate	0	1	0	0	0	0	0	0	0	0	0	0	1	20%
No Speed Captured	0	0	0	0	0	0	0	0	0	0	0	0	0	0%
Obstruction In Photo- PD	0	0	0	0	0	0	0	0	0	0	0	0	0	0%
Out of State	0	2	0	0	0	0	0	0	0	0	0	0	2	40%
Plate Obstructed	0	0	0	0	0	0	0	0	0	0	0	0	0	0%
Short Yellow- PD	0	0	0	0	0	0	0	0	0	0	0	0	0	0%
Third Party Damage	0	0	0	0	0	0	0	0	0	0	0	0	0	0%
TSB Expired	0	0	0	0	0	0	0	0	0	0	0	0	0	0%
TSB No Hit	0	0	0	0	0	0	0	0	0	0	0	0	0	0%
Total:	2	3	0	0	0	0	0	0	0	0	0	0	5	100%
Controllable Non-Issued Violations														
Conduent Expire	0	0	0	0	0	0	0	0	0	0	0	0	0	0%
Clarity of Plate	0	0	0	0	0	0	0	0	0	0	0	0	0	0%
Clarity of Driver	0	0	0	0	0	0	0	0	0	0	0	0	0	0%
Dark Interior	0	0	0	0	0	0	0	0	0	0	0	0	0	0%
Data Box Related- PD	0	0	0	0	0	0	0	0	0	0	0	0	0	0%
Data Box Data Error- PD	0	0	0	0	0	0	0	0	0	0	0	0	0	0%
Data Entry Error	0	0	0	0	0	0	0	0	0	0	0	0	0	0%
Exposed	0	0	0	0	0	0	0	0	0	0	0	0	0	0%
Equipment Malfunction	0	1	0	0	0	0	0	0	0	0	0	0	1	50%
Framing- PD	0	0	0	0	0	0	0	0	0	0	0	0	0	0%
Framing of Car	0	0	0	0	0	0	0	0	0	0	0	0	0	0%
Framing of Driver	0	0	0	0	0	0	0	0	0	0	0	0	0	0%
Operator Error	0	0	0	0	0	0	0	0	0	0	0	0	0	0%
Framing of Plate	0	1	0	0	0	0	0	0	0	0	0	0	1	50%
Reject Expired	0	0	0	0	0	0	0	0	0	0	0	0	0	0%
Speed Not Determined	0	0	0	0	0	0	0	0	0	0	0	0	0	0%
Total:	0	2	0	0	0	0	0	0	0	0	0	0	2	100%
Summary Metrics														
Daily Average Vehicle Passes	1,977	2,047	0	0	0	0	0	0	0	0	0	0	2,012	
Average Issued Speed	19	20	0	0	0	0	0	0	0	0	0	0	20	
Average Issued Red Seconds	5.3	7.5	0.0	0.0	0.0	0.0	0.0	0.0	0.0	0.0	0.0	0.0	6	
Citation / Violation Issuance Rate	60%	62%	0%	0%	0%	0%	0%	0%	0%	0%	0%	0%	61%	
Controllable Issuance Rate	100%	80%	0%	0%	0%	0%	0%	0%	0%	0%	0%	0%	90%	



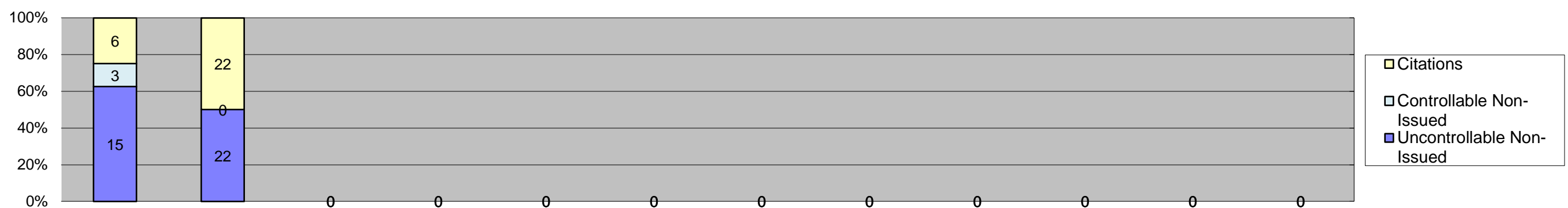
Los Angeles County MTA Gold Line
Approach Summary Report
Location 4097: EB to NB 1st @Clarence



Events	Jan-19	Feb-19	Mar-19	Apr-19	May-19	Jun-19	Jul-19	Aug-19	Sep-19	Oct-19	Nov-19	Dec-19	Year to Date Monthly Average	
													Quantity	%
Non-Violations	2,169	1,582	0	0	0	0	0	0	0	0	0	0	1,876	99%
Violations	18	17	0	0	0	0	0	0	0	0	0	0	18	1%
Total:	2,187	1,599	0	0	0	0	0	0	0	0	0	0	1,893	100%
Violations														
Uncontrollable Non-Issued	14	6	0	0	0	0	0	0	0	0	0	0	10	57%
Controllable Non-Issued	1	1	0	0	0	0	0	0	0	0	0	0	1	6%
Citations	3	10	0	0	0	0	0	0	0	0	0	0	7	37%
Total:	18	17	0	0	0	0	0	0	0	0	0	0	18	100%
Non-Violations														
Emergency Vehicle Non-Issuable	1	1	0	0	0	0	0	0	0	0	0	0	1	0%
Emergency Vehicle PD	0	0	0	0	0	0	0	0	0	0	0	0	0	0%
Intersection Control in Progress-PD	0	0	0	0	0	0	0	0	0	0	0	0	0	0%
Gate Down/ No Train	0	0	0	0	0	0	0	0	0	0	0	0	0	0%
No Violation Occurred	1,571	1,040	0	0	0	0	0	0	0	0	0	0	1,306	70%
Rear Axle Activation	2	6	0	0	0	0	0	0	0	0	0	0	4	0%
Right Turn- No Violation	0	0	0	0	0	0	0	0	0	0	0	0	0	0%
Test Shot	78	81	0	0	0	0	0	0	0	0	0	0	80	4%
Train Activation	517	454	0	0	0	0	0	0	0	0	0	0	486	26%
Amber Time Low	0	0	0	0	0	0	0	0	0	0	0	0	0	0%
Vehicle Stopped- PD	0	0	0	0	0	0	0	0	0	0	0	0	0	0%
Total:	2,169	1,582	0	0	0	0	0	0	0	0	0	0	1,876	100%
Uncontrollable Non-Issued Violations														
Administrative Dismissal	0	0	0	0	0	0	0	0	0	0	0	0	0	0%
Address/CDL/DOB Match Fail	1	0	0	0	0	0	0	0	0	0	0	0	1	7%
Car Obstructed	0	0	0	0	0	0	0	0	0	0	0	0	0	0%
Conditions Beyond Control	0	0	0	0	0	0	0	0	0	0	0	0	0	0%
Driver Identity Unclear	0	1	0	0	0	0	0	0	0	0	0	0	1	7%
Driver Obstructed	0	1	0	0	0	0	0	0	0	0	0	0	1	7%
Exposed	0	0	0	0	0	0	0	0	0	0	0	0	0	0%
Emergency Vehicle Issue	0	0	0	0	0	0	0	0	0	0	0	0	0	0%
Glare on Plate	2	1	0	0	0	0	0	0	0	0	0	0	2	10%
Glare on Windshield	1	0	0	0	0	0	0	0	0	0	0	0	1	7%
Illegible Plate	0	0	0	0	0	0	0	0	0	0	0	0	0	0%
Interest of Justice- PD	0	0	0	0	0	0	0	0	0	0	0	0	0	0%
Image Quality- PD	0	0	0	0	0	0	0	0	0	0	0	0	0	0%
Issuance Criteria Not Met- PD	0	0	0	0	0	0	0	0	0	0	0	0	0	0%
No Warning Sign	0	0	0	0	0	0	0	0	0	0	0	0	0	0%
No Plate	3	2	0	0	0	0	0	0	0	0	0	0	3	17%
No Speed Captured	0	0	0	0	0	0	0	0	0	0	0	0	0	0%
Obstruction In Photo- PD	3	0	0	0	0	0	0	0	0	0	0	0	3	20%
Out of State	1	1	0	0	0	0	0	0	0	0	0	0	1	7%
Plate Obstructed	0	0	0	0	0	0	0	0	0	0	0	0	0	0%
Short Yellow- PD	0	0	0	0	0	0	0	0	0	0	0	0	0	0%
Third Party Damage	0	0	0	0	0	0	0	0	0	0	0	0	0	0%
TSB Expired	0	0	0	0	0	0	0	0	0	0	0	0	0	0%
TSB No Hit	3	0	0	0	0	0	0	0	0	0	0	0	3	20%
Total:	14	6	0	0	0	0	0	0	0	0	0	0	15	100%
Controllable Non-Issued Violations														
Conduent Expire	0	0	0	0	0	0	0	0	0	0	0	0	0	0%
Clarity of Plate	0	0	0	0	0	0	0	0	0	0	0	0	0	0%
Clarity of Driver	0	0	0	0	0	0	0	0	0	0	0	0	0	0%
Dark Interior	1	0	0	0	0	0	0	0	0	0	0	0	1	50%
Data Box Related- PD	0	0	0	0	0	0	0	0	0	0	0	0	0	0%
Data Box Data Error- PD	0	0	0	0	0	0	0	0	0	0	0	0	0	0%
Data Entry Error	0	1	0	0	0	0	0	0	0	0	0	0	1	50%
Exposed	0	0	0	0	0	0	0	0	0	0	0	0	0	0%
Equipment Malfunction	0	0	0	0	0	0	0	0	0	0	0	0	0	0%
Framing- PD	0	0	0	0	0	0	0	0	0	0	0	0	0	0%
Framing of Car	0	0	0	0	0	0	0	0	0	0	0	0	0	0%
Framing of Driver	0	0	0	0	0	0	0	0	0	0	0	0	0	0%
Operator Error	0	0	0	0	0	0	0	0	0	0	0	0	0	0%
Framing of Plate	0	0	0	0	0	0	0	0	0	0	0	0	0	0%
Reject Expired	0	0	0	0	0	0	0	0	0	0	0	0	0	0%
Speed Not Determined	0	0	0	0	0	0	0	0	0	0	0	0	0	0%
Total:	1	1	0	0	0	0	0	0	0	0	0	0	2	100%
Summary Metrics														
Daily Average Vehicle Passes	2,957	3,031	0	0	0	0	0	0	0	0	0	0	2,994	
Average Issued Speed	15	18	0	0	0	0	0	0	0	0	0	0	17	
Average Issued Red Seconds	154.8	53.6	0.0	0.0	0.0	0.0	0.0	0.0	0.0	0.0	0.0	0.0	104	
Citation / Violation Issuance Rate	17%	59%	0%	0%	0%	0%	0%	0%	0%	0%	0%	0%	38%	
Controllable Issuance Rate	75%	91%	0%	0%	0%	0%	0%	0%	0%	0%	0%	0%	83%	



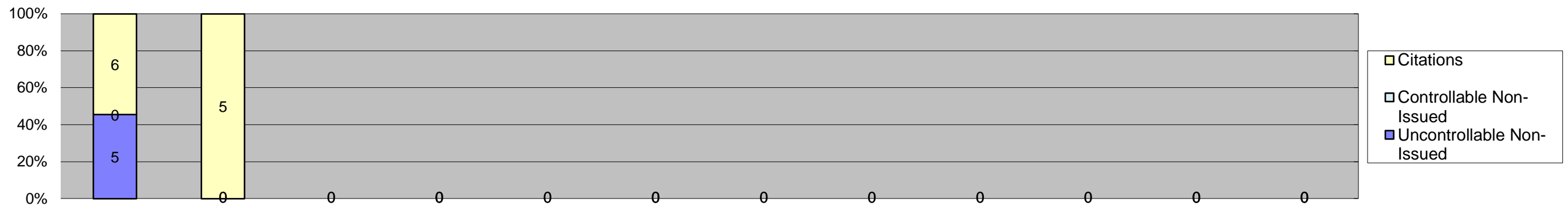
Los Angeles County MTA Gold Line
Approach Summary Report
Location 4099: WB to SB 1st @ Clarence



Events	Jan-19	Feb-19	Mar-19	Apr-19	May-19	Jun-19	Jul-19	Aug-19	Sep-19	Oct-19	Nov-19	Dec-19	Year to Date Monthly Average	
													Quantity	%
Non-Violations	1,687	1,469	0	0	0	0	0	0	0	0	0	0	1,578	98%
Violations	24	44	0	0	0	0	0	0	0	0	0	0	34	2%
Total:	1,711	1,513	0	0	0	0	0	0	0	0	0	0	1,612	100%
Violations														
Uncontrollable Non-Issued	15	22	0	0	0	0	0	0	0	0	0	0	19	52%
Controllable Non-Issued	3	0	0	0	0	0	0	0	0	0	0	0	3	8%
Citations	6	22	0	0	0	0	0	0	0	0	0	0	14	39%
Total:	24	44	0	0	0	0	0	0	0	0	0	0	36	100%
Non-Violations														
Emergency Vehicle Non-Issuable	1	0	0	0	0	0	0	0	0	0	0	0	1	0%
Emergency Vehicle PD	0	0	0	0	0	0	0	0	0	0	0	0	0	0%
Intersection Control in Progress-PD	0	0	0	0	0	0	0	0	0	0	0	0	0	0%
Gate Down/ No Train	0	0	0	0	0	0	0	0	0	0	0	0	0	0%
No Violation Occurred	1,340	1,129	0	0	0	0	0	0	0	0	0	0	1,235	78%
Rear Axle Activation	0	2	0	0	0	0	0	0	0	0	0	0	2	0%
Right Turn- No Violation	0	0	0	0	0	0	0	0	0	0	0	0	0	0%
Test Shot	78	79	0	0	0	0	0	0	0	0	0	0	79	5%
Train Activation	268	259	0	0	0	0	0	0	0	0	0	0	264	17%
Amber Time Low	0	0	0	0	0	0	0	0	0	0	0	0	0	0%
Vehicle Stopped- PD	0	0	0	0	0	0	0	0	0	0	0	0	0	0%
Total:	1,687	1,469	0	0	0	0	0	0	0	0	0	0	1,580	100%
Uncontrollable Non-Issued Violations														
Administrative Dismissal	0	0	0	0	0	0	0	0	0	0	0	0	0	0%
Address/CDL/DOB Match Fail	0	4	0	0	0	0	0	0	0	0	0	0	4	17%
Car Obstructed	1	1	0	0	0	0	0	0	0	0	0	0	1	4%
Conditions Beyond Control	0	0	0	0	0	0	0	0	0	0	0	0	0	0%
Driver Identity Unclear	0	0	0	0	0	0	0	0	0	0	0	0	0	0%
Driver Obstructed	5	11	0	0	0	0	0	0	0	0	0	0	8	35%
Exposed	0	0	0	0	0	0	0	0	0	0	0	0	0	0%
Emergency Vehicle Issue	1	3	0	0	0	0	0	0	0	0	0	0	2	9%
Glare on Plate	1	0	0	0	0	0	0	0	0	0	0	0	1	4%
Glare on Windshield	1	0	0	0	0	0	0	0	0	0	0	0	1	4%
Illegible Plate	0	0	0	0	0	0	0	0	0	0	0	0	0	0%
Interest of Justice- PD	0	0	0	0	0	0	0	0	0	0	0	0	0	0%
Image Quality- PD	0	0	0	0	0	0	0	0	0	0	0	0	0	0%
Issuance Criteria Not Met- PD	0	0	0	0	0	0	0	0	0	0	0	0	0	0%
No Warning Sign	0	0	0	0	0	0	0	0	0	0	0	0	0	0%
No Plate	3	3	0	0	0	0	0	0	0	0	0	0	3	13%
No Speed Captured	0	0	0	0	0	0	0	0	0	0	0	0	0	0%
Obstruction In Photo- PD	1	0	0	0	0	0	0	0	0	0	0	0	1	4%
Out of State	0	0	0	0	0	0	0	0	0	0	0	0	0	0%
Plate Obstructed	0	0	0	0	0	0	0	0	0	0	0	0	0	0%
Short Yellow- PD	0	0	0	0	0	0	0	0	0	0	0	0	0	0%
Third Party Damage	0	0	0	0	0	0	0	0	0	0	0	0	0	0%
TSB Expired	1	0	0	0	0	0	0	0	0	0	0	0	1	4%
TSB No Hit	1	0	0	0	0	0	0	0	0	0	0	0	1	4%
Total:	15	22	0	0	0	0	0	0	0	0	0	0	23	100%
Controllable Non-Issued Violations														
Conduent Expire	0	0	0	0	0	0	0	0	0	0	0	0	0	0%
Clarity of Plate	0	0	0	0	0	0	0	0	0	0	0	0	0	0%
Clarity of Driver	0	0	0	0	0	0	0	0	0	0	0	0	0	0%
Dark Interior	3	0	0	0	0	0	0	0	0	0	0	0	3	100%
Data Box Related- PD	0	0	0	0	0	0	0	0	0	0	0	0	0	0%
Data Box Data Error- PD	0	0	0	0	0	0	0	0	0	0	0	0	0	0%
Data Entry Error	0	0	0	0	0	0	0	0	0	0	0	0	0	0%
Exposed	0	0	0	0	0	0	0	0	0	0	0	0	0	0%
Equipment Malfunction	0	0	0	0	0	0	0	0	0	0	0	0	0	0%
Framing- PD	0	0	0	0	0	0	0	0	0	0	0	0	0	0%
Framing of Car	0	0	0	0	0	0	0	0	0	0	0	0	0	0%
Framing of Driver	0	0	0	0	0	0	0	0	0	0	0	0	0	0%
Operator Error	0	0	0	0	0	0	0	0	0	0	0	0	0	0%
Framing of Plate	0	0	0	0	0	0	0	0	0	0	0	0	0	0%
Reject Expired	0	0	0	0	0	0	0	0	0	0	0	0	0	0%
Speed Not Determined	0	0	0	0	0	0	0	0	0	0	0	0	0	0%
Total:	3	0	0	0	0	0	0	0	0	0	0	0	3	100%
Summary Metrics														
Daily Average Vehicle Passes	1,629	1,684	0	0	0	0	0	0	0	0	0	0	1,656	
Average Issued Speed	17	19	0	0	0	0	0	0	0	0	0	0	18	
Average Issued Red Seconds	120.7	108.3	0.0	0.0	0.0	0.0	0.0	0.0	0.0	0.0	0.0	0.0	115	
Citation / Violation Issuance Rate	25%	50%	0%	0%	0%	0%	0%	0%	0%	0%	0%	0%	38%	
Controllable Issuance Rate	67%	100%	0%	0%	0%	0%	0%	0%	0%	0%	0%	0%	83%	



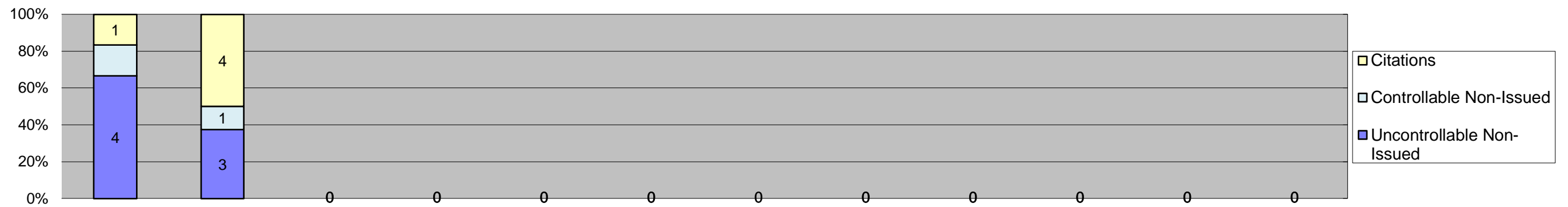
Los Angeles County MTA Gold Line
Approach Summary Report
Location 4109: WB to SB 1st @ Utah



Events	Jan-19	Feb-19	Mar-19	Apr-19	May-19	Jun-19	Jul-19	Aug-19	Sep-19	Oct-19	Nov-19	Dec-19	Year to Date Monthly Average	
													Quantity	%
Non-Violations	1,474	1,389	0	0	0	0	0	0	0	0	0	0	1,432	99%
Violations	11	5	0	0	0	0	0	0	0	0	0	0	8	1%
Total:	1,485	1,394	0	0	0	0	0	0	0	0	0	0	1,440	100%
Violations														
Uncontrollable Non-Issued	5	0	0	0	0	0	0	0	0	0	0	0	5	48%
Controllable Non-Issued	0	0	0	0	0	0	0	0	0	0	0	0	0	0%
Citations	6	5	0	0	0	0	0	0	0	0	0	0	6	52%
Total:	11	5	0	0	0	0	0	0	0	0	0	0	11	100%
Non-Violations														
Emergency Vehicle Non-Issuable	0	0	0	0	0	0	0	0	0	0	0	0	0	0%
Emergency Vehicle PD	0	0	0	0	0	0	0	0	0	0	0	0	0	0%
Intersection Control in Progress- PD	0	0	0	0	0	0	0	0	0	0	0	0	0	0%
Gate Down/ No Train	0	0	0	0	0	0	0	0	0	0	0	0	0	0%
No Violation Occurred	278	177	0	0	0	0	0	0	0	0	0	0	228	16%
Rear Axle Activation	0	0	0	0	0	0	0	0	0	0	0	0	0	0%
Right Turn- No Violation	0	0	0	0	0	0	0	0	0	0	0	0	0	0%
Test Shot	74	77	0	0	0	0	0	0	0	0	0	0	76	5%
Train Activation	1,122	1,135	0	0	0	0	0	0	0	0	0	0	1,129	79%
Amber Time Low	0	0	0	0	0	0	0	0	0	0	0	0	0	0%
Vehicle Stopped- PD	0	0	0	0	0	0	0	0	0	0	0	0	0	0%
Total:	1,474	1,389	0	0	0	0	0	0	0	0	0	0	1,432	100%
Uncontrollable Non-Issued Violations														
Administrative Dismissal	0	0	0	0	0	0	0	0	0	0	0	0	0	0%
Address/CDL/DOB Match Fail	1	0	0	0	0	0	0	0	0	0	0	0	1	20%
Car Obstructed	0	0	0	0	0	0	0	0	0	0	0	0	0	0%
Conditions Beyond Control	0	0	0	0	0	0	0	0	0	0	0	0	0	0%
Driver Identity Unclear	0	0	0	0	0	0	0	0	0	0	0	0	0	0%
Driver Obstructed	1	0	0	0	0	0	0	0	0	0	0	0	1	20%
Exposed	0	0	0	0	0	0	0	0	0	0	0	0	0	0%
Emergency Vehicle Issue	0	0	0	0	0	0	0	0	0	0	0	0	0	0%
Glare on Plate	0	0	0	0	0	0	0	0	0	0	0	0	0	0%
Glare on Windshield	0	0	0	0	0	0	0	0	0	0	0	0	0	0%
Illegible Plate	0	0	0	0	0	0	0	0	0	0	0	0	0	0%
Interest of Justice- PD	0	0	0	0	0	0	0	0	0	0	0	0	0	0%
Image Quality- PD	0	0	0	0	0	0	0	0	0	0	0	0	0	0%
Issuance Criteria Not Met- PD	0	0	0	0	0	0	0	0	0	0	0	0	0	0%
No Warning Sign	0	0	0	0	0	0	0	0	0	0	0	0	0	0%
No Plate	1	0	0	0	0	0	0	0	0	0	0	0	1	20%
No Speed Captured	0	0	0	0	0	0	0	0	0	0	0	0	0	0%
Obstruction In Photo- PD	0	0	0	0	0	0	0	0	0	0	0	0	0	0%
Out of State	0	0	0	0	0	0	0	0	0	0	0	0	0	0%
Plate Obstructed	0	0	0	0	0	0	0	0	0	0	0	0	0	0%
Short Yellow- PD	0	0	0	0	0	0	0	0	0	0	0	0	0	0%
Third Party Damage	0	0	0	0	0	0	0	0	0	0	0	0	0	0%
TSB Expired	1	0	0	0	0	0	0	0	0	0	0	0	1	20%
TSB No Hit	1	0	0	0	0	0	0	0	0	0	0	0	1	20%
Total:	5	0	0	0	0	0	0	0	0	0	0	0	5	100%
Controllable Non-Issued Violations														
Conduent Expire	0	0	0	0	0	0	0	0	0	0	0	0	0	0
Clarity of Plate	0	0	0	0	0	0	0	0	0	0	0	0	0	0
Clarity of Driver	0	0	0	0	0	0	0	0	0	0	0	0	0	0
Dark Interior	0	0	0	0	0	0	0	0	0	0	0	0	0	0
Data Box Related- PD	0	0	0	0	0	0	0	0	0	0	0	0	0	0
Data Box Data Error- PD	0	0	0	0	0	0	0	0	0	0	0	0	0	0
Data Entry Error	0	0	0	0	0	0	0	0	0	0	0	0	0	0
Exposed	0	0	0	0	0	0	0	0	0	0	0	0	0	0
Equipment Malfunction	0	0	0	0	0	0	0	0	0	0	0	0	0	0
Framing- PD	0	0	0	0	0	0	0	0	0	0	0	0	0	0
Framing of Car	0	0	0	0	0	0	0	0	0	0	0	0	0	0
Framing of Driver	0	0	0	0	0	0	0	0	0	0	0	0	0	0
Operator Error	0	0	0	0	0	0	0	0	0	0	0	0	0	0
Framing of Plate	0	0	0	0	0	0	0	0	0	0	0	0	0	0
Reject Expired	0	0	0	0	0	0	0	0	0	0	0	0	0	0
Speed Not Determined	0	0	0	0	0	0	0	0	0	0	0	0	0	0
Total:	0	0	0	0	0	0	0	0	0	0	0	0	0	0%
Summary Metrics														
Daily Average Vehicle Passes	1,027	1,040	0	0	0	0	0	0	0	0	0	0	1,033	
Average Issued Speed	16	15	0	0	0	0	0	0	0	0	0	0	16	
Average Issued Red Seconds	277.0	209.7	0.0	0.0	0.0	0.0	0.0	0.0	0.0	0.0	0.0	0.0	243	
Citation / Violation Issuance Rate	55%	100%	0%	0%	0%	0%	0%	0%	0%	0%	0%	0%	77%	
Controllable Issuance Rate	100%	100%	0%	0%	0%	0%	0%	0%	0%	0%	0%	0%	100%	



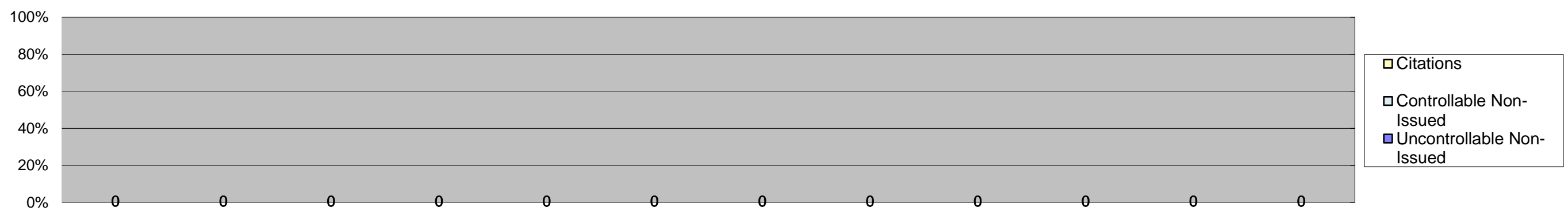
Los Angeles County MTA Gold Line
Approach Summary Report
Location 4119: WB to SB 1st @ Anderson



Events	Jan-19	Feb-19	Mar-19	Apr-19	May-19	Jun-19	Jul-19	Aug-19	Sep-19	Oct-19	Nov-19	Dec-19	Year to Date Monthly Average		
													Quantity	%	
Non-Violations	1,635	1,422	0	0	0	0	0	0	0	0	0	0	0	1,529	100%
Violations	6	8	0	0	0	0	0	0	0	0	0	0	0	7	0%
Total:	1,641	1,430	0	0	0	0	0	0	0	0	0	0	0	1,536	100%
Violations															
Uncontrollable Non-Issued	4	3	0	0	0	0	0	0	0	0	0	0	0	4	50%
Controllable Non-Issued	1	1	0	0	0	0	0	0	0	0	0	0	0	1	14%
Citations	1	4	0	0	0	0	0	0	0	0	0	0	0	3	36%
Total:	6	8	0	0	0	0	0	0	0	0	0	0	0	7	100%
Non-Violations															
Emergency Vehicle Non-Issuable	0	0	0	0	0	0	0	0	0	0	0	0	0	0	0%
Emergency Vehicle PD	0	0	0	0	0	0	0	0	0	0	0	0	0	0	0%
Intersection Control in Progress- PD	0	0	0	0	0	0	0	0	0	0	0	0	0	0	0%
Gate Down/ No Train	0	0	0	0	0	0	0	0	0	0	0	0	0	0	0%
No Violation Occurred	729	581	0	0	0	0	0	0	0	0	0	0	0	655	43%
Rear Axle Activation	0	1	0	0	0	0	0	0	0	0	0	0	0	1	0%
Right Turn- No Violation	0	0	0	0	0	0	0	0	0	0	0	0	0	0	0%
Test Shot	74	80	0	0	0	0	0	0	0	0	0	0	0	77	5%
Train Activation	832	760	0	0	0	0	0	0	0	0	0	0	0	796	52%
Amber Time Low	0	0	0	0	0	0	0	0	0	0	0	0	0	0	0%
Vehicle Stopped- PD	0	0	0	0	0	0	0	0	0	0	0	0	0	0	0%
Total:	1,635	1,422	0	0	0	0	0	0	0	0	0	0	0	1,529	100%
Uncontrollable Non-Issued Violations															
Administrative Dismissal	0	0	0	0	0	0	0	0	0	0	0	0	0	0	0%
Address/CDL/DOB Match Fail	0	2	0	0	0	0	0	0	0	0	0	0	0	2	29%
Car Obstructed	0	0	0	0	0	0	0	0	0	0	0	0	0	0	0%
Conditions Beyond Control	0	0	0	0	0	0	0	0	0	0	0	0	0	0	0%
Driver Identity Unclear	0	0	0	0	0	0	0	0	0	0	0	0	0	0	0%
Driver Obstructed	0	0	0	0	0	0	0	0	0	0	0	0	0	0	0%
Exposed	0	0	0	0	0	0	0	0	0	0	0	0	0	0	0%
Emergency Vehicle Issue	0	0	0	0	0	0	0	0	0	0	0	0	0	0	0%
Glare on Plate	0	1	0	0	0	0	0	0	0	0	0	0	0	1	14%
Glare on Windshield	2	0	0	0	0	0	0	0	0	0	0	0	0	2	29%
Illegible Plate	0	0	0	0	0	0	0	0	0	0	0	0	0	0	0%
Interest of Justice- PD	0	0	0	0	0	0	0	0	0	0	0	0	0	0	0%
Image Quality- PD	0	0	0	0	0	0	0	0	0	0	0	0	0	0	0%
Issuance Criteria Not Met- PD	0	0	0	0	0	0	0	0	0	0	0	0	0	0	0%
No Warning Sign	0	0	0	0	0	0	0	0	0	0	0	0	0	0	0%
No Plate	0	0	0	0	0	0	0	0	0	0	0	0	0	0	0%
No Speed Captured	0	0	0	0	0	0	0	0	0	0	0	0	0	0	0%
Obstruction In Photo- PD	0	0	0	0	0	0	0	0	0	0	0	0	0	0	0%
Out of State	0	0	0	0	0	0	0	0	0	0	0	0	0	0	0%
Plate Obstructed	1	0	0	0	0	0	0	0	0	0	0	0	0	1	14%
Short Yellow- PD	0	0	0	0	0	0	0	0	0	0	0	0	0	0	0%
Third Party Damage	0	0	0	0	0	0	0	0	0	0	0	0	0	0	0%
TSB Expired	0	0	0	0	0	0	0	0	0	0	0	0	0	0	0%
TSB No Hit	1	0	0	0	0	0	0	0	0	0	0	0	0	1	14%
Total:	4	3	0	0	0	0	0	0	0	0	0	0	0	7	100%
Controllable Non-Issued Violations															
Conduent Expire	0	0	0	0	0	0	0	0	0	0	0	0	0	0	0%
Clarity of Plate	0	0	0	0	0	0	0	0	0	0	0	0	0	0	0%
Clarity of Driver	0	0	0	0	0	0	0	0	0	0	0	0	0	0	0%
Dark Interior	0	0	0	0	0	0	0	0	0	0	0	0	0	0	0%
Data Box Related- PD	0	0	0	0	0	0	0	0	0	0	0	0	0	0	0%
Data Box Data Error- PD	0	0	0	0	0	0	0	0	0	0	0	0	0	0	0%
Data Entry Error	0	0	0	0	0	0	0	0	0	0	0	0	0	0	0%
Exposed	0	0	0	0	0	0	0	0	0	0	0	0	0	0	0%
Equipment Malfunction	1	0	0	0	0	0	0	0	0	0	0	0	0	1	50%
Framing- PD	0	0	0	0	0	0	0	0	0	0	0	0	0	0	0%
Framing of Car	0	0	0	0	0	0	0	0	0	0	0	0	0	0	0%
Framing of Driver	0	1	0	0	0	0	0	0	0	0	0	0	0	1	50%
Operator Error	0	0	0	0	0	0	0	0	0	0	0	0	0	0	0%
Framing of Plate	0	0	0	0	0	0	0	0	0	0	0	0	0	0	0%
Reject Expired	0	0	0	0	0	0	0	0	0	0	0	0	0	0	0%
Speed Not Determined	0	0	0	0	0	0	0	0	0	0	0	0	0	0	0%
Total:	1	1	0	0	0	0	0	0	0	0	0	0	0	2	100%
Summary Metrics															
Daily Average Vehicle Passes	0	0	0	0	0	0	0	0	0	0	0	0	0	0	0
Average Issued Speed	18	20	0	0	0	0	0	0	0	0	0	0	0	19	
Average Issued Red Seconds	236.3	268.4	0.0	0.0	0.0	0.0	0.0	0.0	0.0	0.0	0.0	0.0	0.0	252	
Citation / Violation Issuance Rate	17%	50%	0%	0%	0%	0%	0%	0%	0%	0%	0%	0%	0%	33%	
Controllable Issuance Rate	50%	80%	0%	0%	0%	0%	0%	0%	0%	0%	0%	0%	0%	65%	



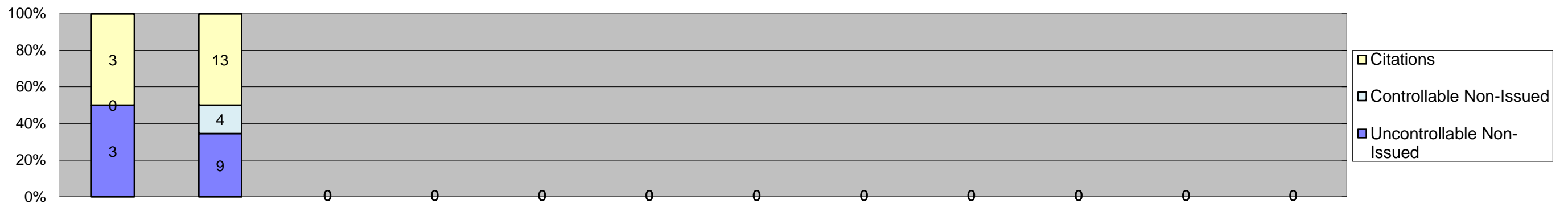
Los Angeles County MTA Gold Line
Approach Summary Report
Location 4127: EB to NB 1st @ Mission



Events	Jan-19	Feb-19	Mar-19	Apr-19	May-19	Jun-19	Jul-19	Aug-19	Sep-19	Oct-19	Nov-19	Dec-19	Year to Date Monthly Average	
													Quantity	%
Non-Violations	252	226	0	0	0	0	0	0	0	0	0	0	239	100%
Violations	0	0	0	0	0	0	0	0	0	0	0	0	0	0%
Total:	252	226	0	0	0	0	0	0	0	0	0	0	239	100%
Violations														
Uncontrollable Non-Issued	0	0	0	0	0	0	0	0	0	0	0	0	0	0
Controllable Non-Issued	0	0	0	0	0	0	0	0	0	0	0	0	0	0
Citations	0	0	0	0	0	0	0	0	0	0	0	0	0	0
Total:	0	0	0	0	0	0	0	0	0	0	0	0	0	0%
Non-Violations														
Emergency Vehicle Non-Issuable	0	0	0	0	0	0	0	0	0	0	0	0	0	0%
Emergency Vehicle PD	0	0	0	0	0	0	0	0	0	0	0	0	0	0%
Intersection Control in Progress-PD	0	0	0	0	0	0	0	0	0	0	0	0	0	0%
Gate Down/ No Train	0	0	0	0	0	0	0	0	0	0	0	0	0	0%
No Violation Occurred	6	5	0	0	0	0	0	0	0	0	0	0	6	2%
Rear Axle Activation	0	0	0	0	0	0	0	0	0	0	0	0	0	0%
Right Turn- No Violation	0	0	0	0	0	0	0	0	0	0	0	0	0	0%
Test Shot	53	46	0	0	0	0	0	0	0	0	0	0	50	21%
Train Activation	193	175	0	0	0	0	0	0	0	0	0	0	184	77%
Amber Time Low	0	0	0	0	0	0	0	0	0	0	0	0	0	0%
Vehicle Stopped- PD	0	0	0	0	0	0	0	0	0	0	0	0	0	0%
Total:	252	226	0	0	0	0	0	0	0	0	0	0	239	100%
Uncontrollable Non-Issued Violations														
Administrative Dismissal	0	0	0	0	0	0	0	0	0	0	0	0	0	0
Address/CDL/DOB Match Fail	0	0	0	0	0	0	0	0	0	0	0	0	0	0
Car Obstructed	0	0	0	0	0	0	0	0	0	0	0	0	0	0
Conditions Beyond Control	0	0	0	0	0	0	0	0	0	0	0	0	0	0
Driver Identity Unclear	0	0	0	0	0	0	0	0	0	0	0	0	0	0
Driver Obstructed	0	0	0	0	0	0	0	0	0	0	0	0	0	0
Exposed	0	0	0	0	0	0	0	0	0	0	0	0	0	0
Emergency Vehicle Issue	0	0	0	0	0	0	0	0	0	0	0	0	0	0
Glare on Plate	0	0	0	0	0	0	0	0	0	0	0	0	0	0
Glare on Windshield	0	0	0	0	0	0	0	0	0	0	0	0	0	0
Illegible Plate	0	0	0	0	0	0	0	0	0	0	0	0	0	0
Interest of Justice- PD	0	0	0	0	0	0	0	0	0	0	0	0	0	0
Image Quality- PD	0	0	0	0	0	0	0	0	0	0	0	0	0	0
Issuance Criteria Not Met- PD	0	0	0	0	0	0	0	0	0	0	0	0	0	0
No Warning Sign	0	0	0	0	0	0	0	0	0	0	0	0	0	0
No Plate	0	0	0	0	0	0	0	0	0	0	0	0	0	0
No Speed Captured	0	0	0	0	0	0	0	0	0	0	0	0	0	0
Obstruction In Photo- PD	0	0	0	0	0	0	0	0	0	0	0	0	0	0
Out of State	0	0	0	0	0	0	0	0	0	0	0	0	0	0
Plate Obstructed	0	0	0	0	0	0	0	0	0	0	0	0	0	0
Short Yellow- PD	0	0	0	0	0	0	0	0	0	0	0	0	0	0
Third Party Damage	0	0	0	0	0	0	0	0	0	0	0	0	0	0
TSB Expired	0	0	0	0	0	0	0	0	0	0	0	0	0	0
TSB No Hit	0	0	0	0	0	0	0	0	0	0	0	0	0	0
Total:	0	0	0	0	0	0	0	0	0	0	0	0	0	0%
Controllable Non-Issued Violations														
Conduent Expire	0	0	0	0	0	0	0	0	0	0	0	0	0	0
Clarity of Plate	0	0	0	0	0	0	0	0	0	0	0	0	0	0
Clarity of Driver	0	0	0	0	0	0	0	0	0	0	0	0	0	0
Dark Interior	0	0	0	0	0	0	0	0	0	0	0	0	0	0
Data Box Related- PD	0	0	0	0	0	0	0	0	0	0	0	0	0	0
Data Box Data Error- PD	0	0	0	0	0	0	0	0	0	0	0	0	0	0
Data Entry Error	0	0	0	0	0	0	0	0	0	0	0	0	0	0
Exposed	0	0	0	0	0	0	0	0	0	0	0	0	0	0
Equipment Malfunction	0	0	0	0	0	0	0	0	0	0	0	0	0	0
Framing- PD	0	0	0	0	0	0	0	0	0	0	0	0	0	0
Framing of Car	0	0	0	0	0	0	0	0	0	0	0	0	0	0
Framing of Driver	0	0	0	0	0	0	0	0	0	0	0	0	0	0
Operator Error	0	0	0	0	0	0	0	0	0	0	0	0	0	0
Framing of Plate	0	0	0	0	0	0	0	0	0	0	0	0	0	0
Reject Expired	0	0	0	0	0	0	0	0	0	0	0	0	0	0
Speed Not Determined	0	0	0	0	0	0	0	0	0	0	0	0	0	0
Total:	0	0	0	0	0	0	0	0	0	0	0	0	0	0%
Summary Metrics														
Daily Average Vehicle Passes	3,217	2,975	0	0	0	0	0	0	0	0	0	0	0	3,096
Average Issued Speed	0	0	0	0	0	0	0	0	0	0	0	0	0	0
Average Issued Red Seconds	0.0	0.0	0.0	0.0	0.0	0.0	0.0	0.0	0.0	0.0	0.0	0.0	0	0
Citation / Violation Issuance Rate	0%	0%	0%	0%	0%	0%	0%	0%	0%	0%	0%	0%	0%	0%
Controllable Issuance Rate	0%	0%	0%	0%	0%	0%	0%	0%	0%	0%	0%	0%	0%	0%



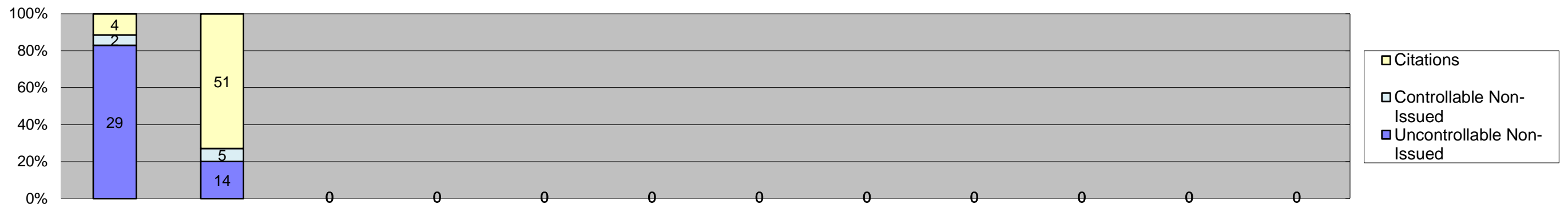
Los Angeles County MTA Gold Line
Approach Summary Report
Location 4129: WB to SB 1st @ Mission



Events	Jan-19	Feb-19	Mar-19	Apr-19	May-19	Jun-19	Jul-19	Aug-19	Sep-19	Oct-19	Nov-19	Dec-19	Year to Date Monthly Average	
													Quantity	%
Non-Violations	539	1,323	0	0	0	0	0	0	0	0	0	0	931	98%
Violations	6	26	0	0	0	0	0	0	0	0	0	0	16	2%
Total:	545	1,349	0	0	0	0	0	0	0	0	0	0	947	100%
Violations														
Uncontrollable Non-Issued	3	9	0	0	0	0	0	0	0	0	0	0	6	33%
Controllable Non-Issued	0	4	0	0	0	0	0	0	0	0	0	0	4	22%
Citations	3	13	0	0	0	0	0	0	0	0	0	0	8	44%
Total:	6	26	0	0	0	0	0	0	0	0	0	0	18	100%
Non-Violations														
Emergency Vehicle Non-Issuable	0	0	0	0	0	0	0	0	0	0	0	0	0	0%
Emergency Vehicle PD	0	0	0	0	0	0	0	0	0	0	0	0	0	0%
Intersection Control in Progress- PD	0	0	0	0	0	0	0	0	0	0	0	0	0	0%
Gate Down/ No Train	0	0	0	0	0	0	0	0	0	0	0	0	0	0%
No Violation Occurred	412	1,194	0	0	0	0	0	0	0	0	0	0	803	86%
Rear Axle Activation	0	0	0	0	0	0	0	0	0	0	0	0	0	0%
Right Turn- No Violation	0	0	0	0	0	0	0	0	0	0	0	0	0	0%
Test Shot	92	91	0	0	0	0	0	0	0	0	0	0	92	10%
Train Activation	35	38	0	0	0	0	0	0	0	0	0	0	37	4%
Amber Time Low	0	0	0	0	0	0	0	0	0	0	0	0	0	0%
Vehicle Stopped- PD	0	0	0	0	0	0	0	0	0	0	0	0	0	0%
Total:	539	1,323	0	0	0	0	0	0	0	0	0	0	931	100%
Uncontrollable Non-Issued Violations														
Administrative Dismissal	0	0	0	0	0	0	0	0	0	0	0	0	0	0%
Address/CDL/DOB Match Fail	0	3	0	0	0	0	0	0	0	0	0	0	3	32%
Car Obstructed	0	0	0	0	0	0	0	0	0	0	0	0	0	0%
Conditions Beyond Control	0	0	0	0	0	0	0	0	0	0	0	0	0	0%
Driver Identity Unclear	1	0	0	0	0	0	0	0	0	0	0	0	1	11%
Driver Obstructed	0	0	0	0	0	0	0	0	0	0	0	0	0	0%
Exposed	0	0	0	0	0	0	0	0	0	0	0	0	0	0%
Emergency Vehicle Issue	0	0	0	0	0	0	0	0	0	0	0	0	0	0%
Glare on Plate	0	1	0	0	0	0	0	0	0	0	0	0	1	11%
Glare on Windshield	0	0	0	0	0	0	0	0	0	0	0	0	0	0%
Illegible Plate	0	0	0	0	0	0	0	0	0	0	0	0	0	0%
Interest of Justice- PD	0	0	0	0	0	0	0	0	0	0	0	0	0	0%
Image Quality- PD	0	0	0	0	0	0	0	0	0	0	0	0	0	0%
Issuance Criteria Not Met- PD	0	0	0	0	0	0	0	0	0	0	0	0	0	0%
No Warning Sign	0	0	0	0	0	0	0	0	0	0	0	0	0	0%
No Plate	2	3	0	0	0	0	0	0	0	0	0	0	3	26%
No Speed Captured	0	0	0	0	0	0	0	0	0	0	0	0	0	0%
Obstruction In Photo- PD	0	0	0	0	0	0	0	0	0	0	0	0	0	0%
Out of State	0	2	0	0	0	0	0	0	0	0	0	0	2	21%
Plate Obstructed	0	0	0	0	0	0	0	0	0	0	0	0	0	0%
Short Yellow- PD	0	0	0	0	0	0	0	0	0	0	0	0	0	0%
Third Party Damage	0	0	0	0	0	0	0	0	0	0	0	0	0	0%
TSB Expired	0	0	0	0	0	0	0	0	0	0	0	0	0	0%
TSB No Hit	0	0	0	0	0	0	0	0	0	0	0	0	0	0%
Total:	3	9	0	0	0	0	0	0	0	0	0	0	10	100%
Controllable Non-Issued Violations														
Cduent Expire	0	0	0	0	0	0	0	0	0	0	0	0	0	0%
Clarity of Plate	0	0	0	0	0	0	0	0	0	0	0	0	0	0%
Clarity of Driver	0	0	0	0	0	0	0	0	0	0	0	0	0	0%
Dark Interior	0	0	0	0	0	0	0	0	0	0	0	0	0	0%
Data Box Related- PD	0	0	0	0	0	0	0	0	0	0	0	0	0	0%
Data Box Data Error- PD	0	0	0	0	0	0	0	0	0	0	0	0	0	0%
Data Entry Error	0	0	0	0	0	0	0	0	0	0	0	0	0	0%
Exposed	0	0	0	0	0	0	0	0	0	0	0	0	0	0%
Equipment Malfunction	0	3	0	0	0	0	0	0	0	0	0	0	3	75%
Framing- PD	0	0	0	0	0	0	0	0	0	0	0	0	0	0%
Framing of Car	0	0	0	0	0	0	0	0	0	0	0	0	0	0%
Framing of Driver	0	0	0	0	0	0	0	0	0	0	0	0	0	0%
Operator Error	0	0	0	0	0	0	0	0	0	0	0	0	0	0%
Framing of Plate	0	1	0	0	0	0	0	0	0	0	0	0	1	25%
Reject Expired	0	0	0	0	0	0	0	0	0	0	0	0	0	0%
Speed Not Determined	0	0	0	0	0	0	0	0	0	0	0	0	0	0%
Total:	0	4	0	0	0	0	0	0	0	0	0	0	4	100%
Summary Metrics														
Daily Average Vehicle Passes	2,909	3,055	0	0	0	0	0	0	0	0	0	0	2,982	
Average Issued Speed	18	19	0	0	0	0	0	0	0	0	0	0	19	
Average Issued Red Seconds	303.6	245.4	0.0	0.0	0.0	0.0	0.0	0.0	0.0	0.0	0.0	0.0	275	
Citation / Violation Issuance Rate	50%	50%	0%	0%	0%	0%	0%	0%	0%	0%	0%	0%	50%	
Controllable Issuance Rate	100%	76%	0%	0%	0%	0%	0%	0%	0%	0%	0%	0%	88%	



Los Angeles County MTA Gold Line
Approach Summary Report
Location 4137: SB to EB Alameda @ Temple



Events	Jan-19	Feb-19	Mar-19	Apr-19	May-19	Jun-19	Jul-19	Aug-19	Sep-19	Oct-19	Nov-19	Dec-19	Year to Date Monthly Average	
													Quantity	%
Non-Violations	249	238	0	0	0	0	0	0	0	0	0	0	244	82%
Violations	35	70	0	0	0	0	0	0	0	0	0	0	53	18%
Total:	284	308	0	0	0	0	0	0	0	0	0	0	296	100%
Violations														
Uncontrollable Non-Issued	29	14	0	0	0	0	0	0	0	0	0	0	22	41%
Controllable Non-Issued	2	5	0	0	0	0	0	0	0	0	0	0	4	7%
Citations	4	51	0	0	0	0	0	0	0	0	0	0	28	52%
Total:	35	70	0	0	0	0	0	0	0	0	0	0	53	100%
Non-Violations														
Emergency Vehicle Non-Issuable	1	1	0	0	0	0	0	0	0	0	0	0	1	0%
Emergency Vehicle PD	0	0	0	0	0	0	0	0	0	0	0	0	0	0%
Intersection Control in Progress-PD	3	1	0	0	0	0	0	0	0	0	0	0	2	1%
Gate Down/ No Train	0	0	0	0	0	0	0	0	0	0	0	0	0	0%
No Violation Occurred	192	178	0	0	0	0	0	0	0	0	0	0	185	74%
Rear Axle Activation	0	9	0	0	0	0	0	0	0	0	0	0	9	4%
Right Turn- No Violation	0	0	0	0	0	0	0	0	0	0	0	0	0	0%
Test Shot	53	48	0	0	0	0	0	0	0	0	0	0	51	20%
Train Activation	0	0	0	0	0	0	0	0	0	0	0	0	0	0%
Amber Time Low	0	1	0	0	0	0	0	0	0	0	0	0	1	0%
Vehicle Stopped- PD	0	0	0	0	0	0	0	0	0	0	0	0	0	0%
Total:	249	238	0	0	0	0	0	0	0	0	0	0	249	100%
Uncontrollable Non-Issued Violations														
Administrative Dismissal	0	0	0	0	0	0	0	0	0	0	0	0	0	0%
Address/CDL/DOB Match Fail	5	3	0	0	0	0	0	0	0	0	0	0	4	17%
Car Obstructed	1	3	0	0	0	0	0	0	0	0	0	0	2	8%
Conditions Beyond Control	0	0	0	0	0	0	0	0	0	0	0	0	0	0%
Driver Identity Unclear	0	0	0	0	0	0	0	0	0	0	0	0	0	0%
Driver Obstructed	3	0	0	0	0	0	0	0	0	0	0	0	3	13%
Exposed	0	0	0	0	0	0	0	0	0	0	0	0	0	0%
Emergency Vehicle Issue	0	0	0	0	0	0	0	0	0	0	0	0	0	0%
Glare on Plate	5	2	0	0	0	0	0	0	0	0	0	0	4	15%
Glare on Windshield	3	1	0	0	0	0	0	0	0	0	0	0	2	8%
Illegible Plate	0	0	0	0	0	0	0	0	0	0	0	0	0	0%
Interest of Justice- PD	0	0	0	0	0	0	0	0	0	0	0	0	0	0%
Image Quality- PD	0	0	0	0	0	0	0	0	0	0	0	0	0	0%
Issuance Criteria Not Met- PD	0	0	0	0	0	0	0	0	0	0	0	0	0	0%
No Warning Sign	0	0	0	0	0	0	0	0	0	0	0	0	0	0%
No Plate	7	4	0	0	0	0	0	0	0	0	0	0	6	23%
No Speed Captured	0	0	0	0	0	0	0	0	0	0	0	0	0	0%
Obstruction In Photo- PD	0	0	0	0	0	0	0	0	0	0	0	0	0	0%
Out of State	3	1	0	0	0	0	0	0	0	0	0	0	2	8%
Plate Obstructed	0	0	0	0	0	0	0	0	0	0	0	0	0	0%
Short Yellow- PD	0	0	0	0	0	0	0	0	0	0	0	0	0	0%
Third Party Damage	0	0	0	0	0	0	0	0	0	0	0	0	0	0%
TSB Expired	0	0	0	0	0	0	0	0	0	0	0	0	0	0%
TSB No Hit	2	0	0	0	0	0	0	0	0	0	0	0	2	8%
Total:	29	14	0	0	0	0	0	0	0	0	0	0	24	100%
Controllable Non-Issued Violations														
Conduent Expire	0	0	0	0	0	0	0	0	0	0	0	0	0	0%
Clarity of Plate	0	0	0	0	0	0	0	0	0	0	0	0	0	0%
Clarity of Driver	0	0	0	0	0	0	0	0	0	0	0	0	0	0%
Dark Interior	1	0	0	0	0	0	0	0	0	0	0	0	1	25%
Data Box Related- PD	0	0	0	0	0	0	0	0	0	0	0	0	0	0%
Data Box Data Error- PD	0	0	0	0	0	0	0	0	0	0	0	0	0	0%
Data Entry Error	0	0	0	0	0	0	0	0	0	0	0	0	0	0%
Exposed	0	0	0	0	0	0	0	0	0	0	0	0	0	0%
Equipment Malfunction	1	5	0	0	0	0	0	0	0	0	0	0	3	75%
Framing- PD	0	0	0	0	0	0	0	0	0	0	0	0	0	0%
Framing of Car	0	0	0	0	0	0	0	0	0	0	0	0	0	0%
Framing of Driver	0	0	0	0	0	0	0	0	0	0	0	0	0	0%
Operator Error	0	0	0	0	0	0	0	0	0	0	0	0	0	0%
Framing of Plate	0	0	0	0	0	0	0	0	0	0	0	0	0	0%
Reject Expired	0	0	0	0	0	0	0	0	0	0	0	0	0	0%
Speed Not Determined	0	0	0	0	0	0	0	0	0	0	0	0	0	0%
Total:	2	5	0	0	0	0	0	0	0	0	0	0	4	100%
Summary Metrics														
Daily Average Vehicle Passes	1,821	1,904	0	0	0	0	0	0	0	0	0	0	1,863	
Average Issued Speed	18	17	0	0	0	0	0	0	0	0	0	0	18	
Average Issued Red Seconds	33.6	40.9	0.0	0.0	0.0	0.0	0.0	0.0	0.0	0.0	0.0	0.0	37	
Citation / Violation Issuance Rate	11%	73%	0%	0%	0%	0%	0%	0%	0%	0%	0%	0%	42%	
Controllable Issuance Rate	67%	91%	0%	0%	0%	0%	0%	0%	0%	0%	0%	0%	79%	



**Los Angeles County MTA Gold Line
Monthly Citation Yield - By Location
February 2020**

Direction	Location	Code	Movement	Days of Enforcement	CIR	Events	Violations	Citations	Yield*
EB to NB	3rd & Civic Center	4007	Left	29	62%	1,489	83	31	1.07
WB to SB	3rd & La Verne	4009	Left	29	76%	605	40	13	0.45
EB to NB	3rd & Mednik	4017	Left	29	94%	375	34	15	0.52
WB to SB	3rd & Mednik	4019	Left	29	100%	269	20	7	0.24
EB to NB	3rd & Arizona	4027	Left	29	100%	273	7	4	0.14
WB to SB	3rd & Arizona	4029	Left	29	50%	289	3	1	0.03
EB to NB	3rd and McDonnell	4037	Left	29	80%	724	5	4	0.14
WB to SB	3rd and McDonnell	4039	Left	29	100%	379	10	7	0.24
EB to NB	3rd & Ford	4047	Left	29	33%	478	8	2	0.07
WB to SB	3rd & Ford	4049	Left	29	83%	338	14	5	0.17
EB to NB	3rd & Eastern	4057	Left	29	95%	394	34	20	0.69
WB to SB	3rd & Eastern	4059	Left	29	100%	380	8	3	0.10
WB to SB	3rd & Downey	4069	Left	29	100%	323	15	6	0.21
EB to NB	3rd & Gage	4077	Left	29	67%	253	7	2	0.07
WB to SB	3rd & Gage	4079	Left	29	96%	622	154	53	1.83
EB to NB	3rd & Rowan	4083	Left	29	70%	913	20	7	0.24
WB to SB	3rd & Rowan	4085	Left	29	94%	250	28	15	0.52
EB to NB	1st & Lorena	4087	Left	29	100%	593	18	8	0.28
WB to SB	1st & Lorena	4089	Left	29	80%	267	13	8	0.28
EB to NB	1st & Clarence	4097	Left	29	91%	1,599	17	10	0.34
WB to SB	1st & Clarence	4099	Left	29	100%	1,513	44	22	0.76
WB to SB	1st & Utah	4109	Left	29	100%	1,394	5	5	0.17
WB to SB	1st & Anderson	4119	Left	29	80%	1,430	8	4	0.14
EB to NB	1st & Mission	4127	Left	29	0%	226	0	0	0.00
WB to SB	1st & Mission	4129	Left	29	76%	1,349	26	13	0.45
SB to EB	Alameda @ Temple	4137	Left	29	91%	308	70	51	1.76
Totals				29		17,033	691	316	10.90

*Yield is the number of citations issued per day of enforcement.