



**SFMTA**  
Municipal  
Transportation  
Agency

# **Automated Photo Enforcement Annual Report 2016**

May 4, 2018

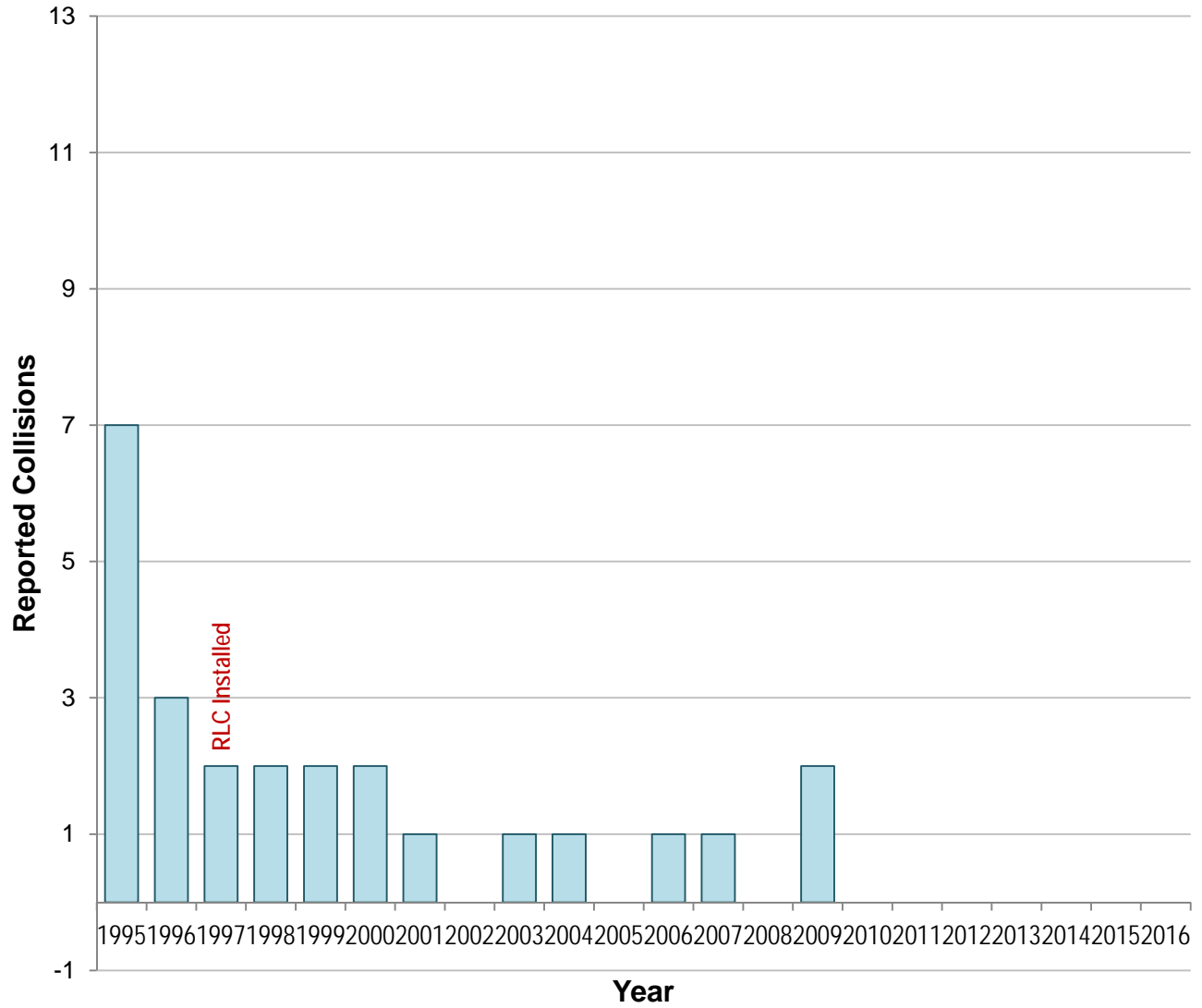
Pursuant to California Vehicle Code section 21455.5(i), the San Francisco Municipal Transportation Agency is submitting an Automated Photo Enforcement Program Annual Report for 2016. This Annual Report contains the following information:

1. The number of alleged violations captured by the system: **20,825 alleged automated enforcement violations were captured in 2016, as shown in the chart on page 3.**
2. The number of citations issued by a law enforcement agency based on information collected from the automated traffic enforcement system: **7,663 automated enforcement citations were issued in 2016, as shown in the chart on page 3.**
3. For citations identified in item #2, the number of violations that involved traveling straight through the intersection, turning right, and turning left: **Our automated photo enforcement vendor does not track whether a violation involved traveling straight through the intersection, turning right, or turning left. In San Francisco, however, there are policies in place (such as minimum violation speed) to prevent the system from citing legal right turns and “rolling” right turns on a red light.**
4. The number and percentage of citations that are dismissed by the court: **The Traffic Court was unable to provide this information due to a new case management system installed at the end of 2015, which is unable to produce a report that isolates automated photo enforcement citation dismissals. The SFMTA will submit a revised annual report if this data becomes available from the Traffic Court.**
5. The number of traffic collisions at each intersection that occurred prior to, and after the installation of, the automated traffic enforcement system: **Beginning on page 4 are graphs showing the number of injury California Vehicle Code 21453(a) collisions before and after installation of red light cameras at each intersection. For this reporting period, we have updated all historical collision charts to reflect the number of crashes that were coded as having a primary collision factor of violation of California Vehicle Code 21453A. This is the state code that defines red light violation and is the citation given to motorists when they fail to stop at a red light. Previously the SFMTA had used collision type “broadside,” which are highly correlated to red light running. When a vehicle runs a red light, they will typically hit another vehicle at a right angle or broadside. However, a few broadsides are not due to red light running but to movements like failure to yield when making a left turn. Also, “broadside” do not always include red light running crashes when these involve a vehicle hitting something other than another vehicle, such as a vehicle-pedestrian collision. The total number of red light camera enforced intersections being reported has dropped to 19. The following former red light camera enforced intersections are no longer active:**
  - **Bush Street and Van Ness Avenue**
  - **Fulton Street and Park Presidio Boulevard**
  - **Francisco Street and Richardson Avenue**
  - **Geary Boulevard and Park Presidio Boulevard**
  - **Marina Boulevard and Lyon Street**

| <b>2016</b>         | <b>Alleged Violations Captured</b> | <b>Number of Citations Issued</b> | <b>Number of Citations Dismissed by the Court</b> |
|---------------------|------------------------------------|-----------------------------------|---|
| January             | 2,007                              | 748                               | data not available                                |
| February            | 2,406                              | 927                               | data not available                                |
| March               | 2,589                              | 991                               | data not available                                |
| April               | 2,456                              | 947                               | data not available                                |
| May                 | 2,263                              | 784                               | data not available                                |
| June                | 1,823                              | 697                               | data not available                                |
| July                | 2,380                              | 752                               | data not available                                |
| August              | 2,065                              | 685                               | data not available                                |
| September           | 579                                | 267                               | data not available                                |
| October             | 646                                | 224                               | data not available                                |
| November            | 1,157                              | 332                               | data not available                                |
| December            | 454                                | 309                               | data not available                                |
| <b>2016 Totals:</b> | <b>20,825</b>                      | <b>7,663</b>                      | <b>data not available</b>                         |

## RED LIGHT RUNNING CRASHES AT PHOTO ENFORCED INTERSECTIONS

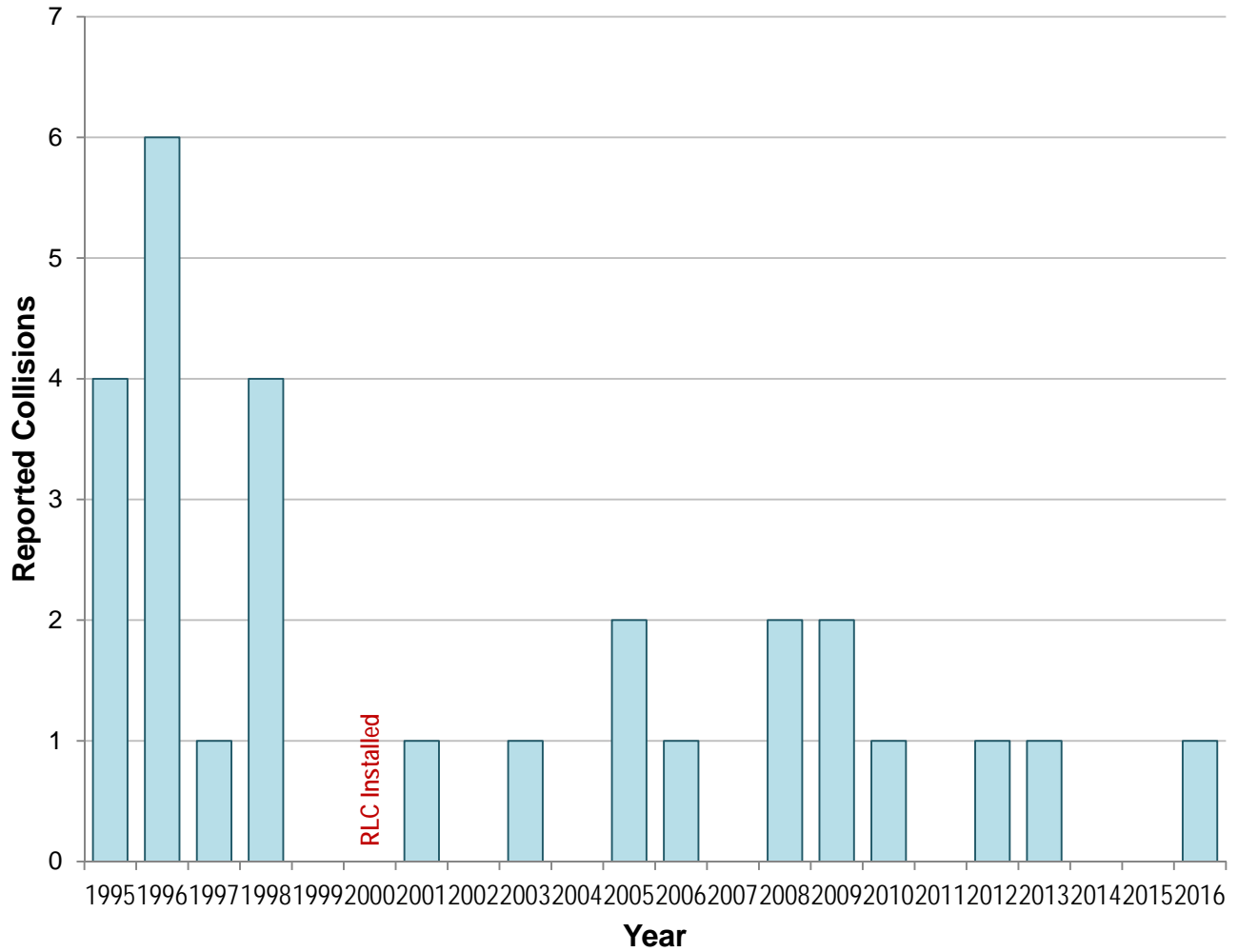
### 19th Avenue and Sloat Boulevard Injury CVC 21453A Collisions (1995-2016)



### 19th Avenue and Sloat Boulevard Injury CVC 21453A Collisions (1995-2016)

| Year  | 1995 | 1996 | 1997 | 1998 | 1999 | 2000 | 2001 | 2002 | 2003 | 2004 | 2005 | 2006 | 2007 | 2008 | 2009 | 2010 | 2011 | 2012 | 2013 | 2014 | 2015 | 2016 |
|-------|------|------|------|------|------|------|------|------|------|------|------|------|------|------|------|------|------|------|------|------|------|------|
| Total | 7    | 3    | 2    | 2    | 2    | 2    | 1    | 0    | 1    | 1    | 0    | 1    | 1    | 0    | 2    | 0    | 0    | 0    | 0    | 0    | 0    | 0    |

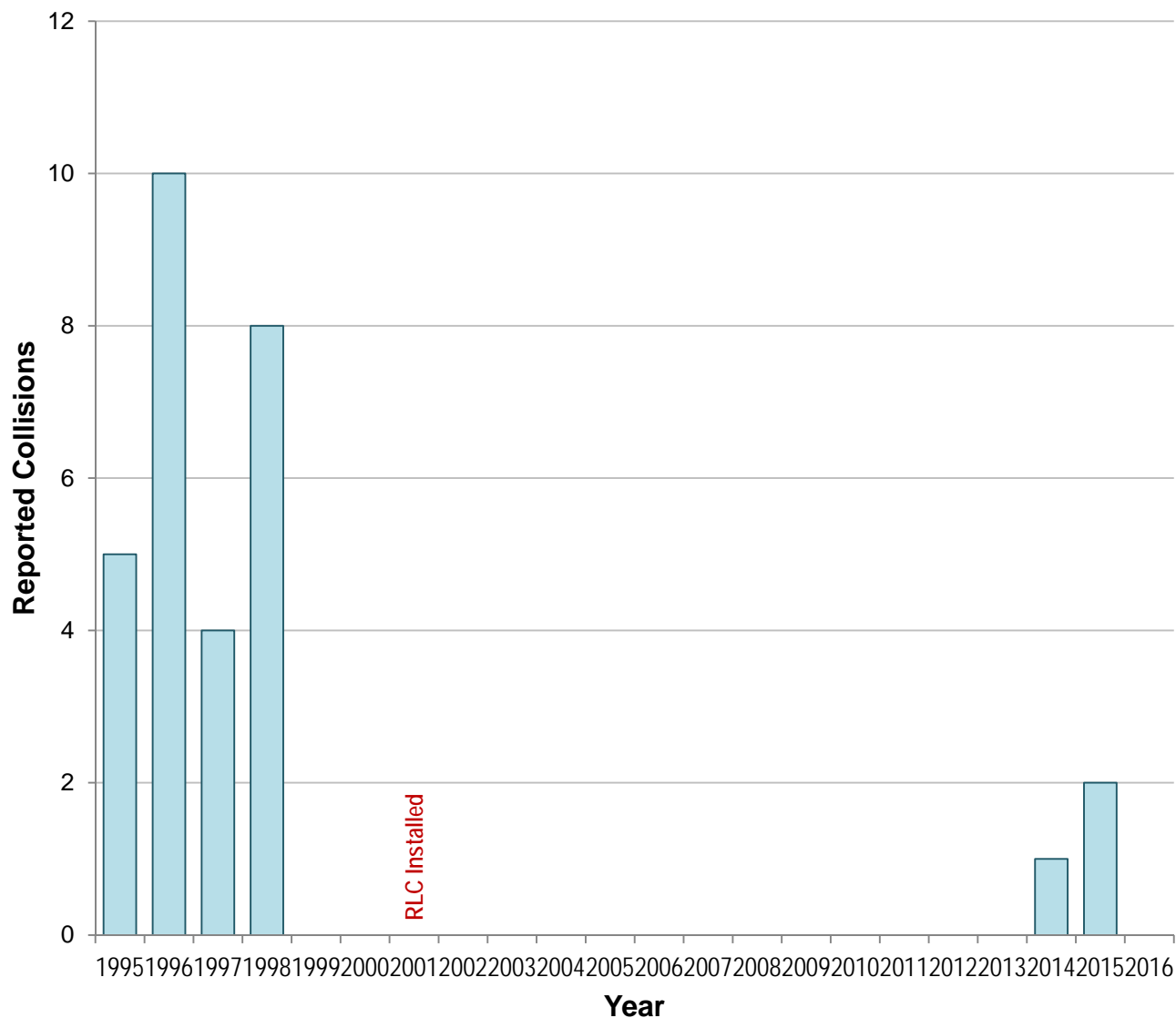
**1st and Folsom Streets  
Injury CVC 21453A Collisions (1995-2016)**



**1st and Folsom Streets  
Injury CVC 21453A Collisions (1995-2016)**

| Year  | 1995 | 1996 | 1997 | 1998 | 1999 | 2000 | 2001 | 2002 | 2003 | 2004 | 2005 | 2006 | 2007 | 2008 | 2009 | 2010 | 2011 | 2012 | 2013 | 2014 | 2015 | 2016 |
|-------|------|------|------|------|------|------|------|------|------|------|------|------|------|------|------|------|------|------|------|------|------|------|
| Total | 4    | 6    | 1    | 4    | 0    | 0    | 1    | 0    | 1    | 0    | 2    | 1    | 0    | 2    | 2    | 1    | 0    | 1    | 1    | 0    | 0    | 1    |

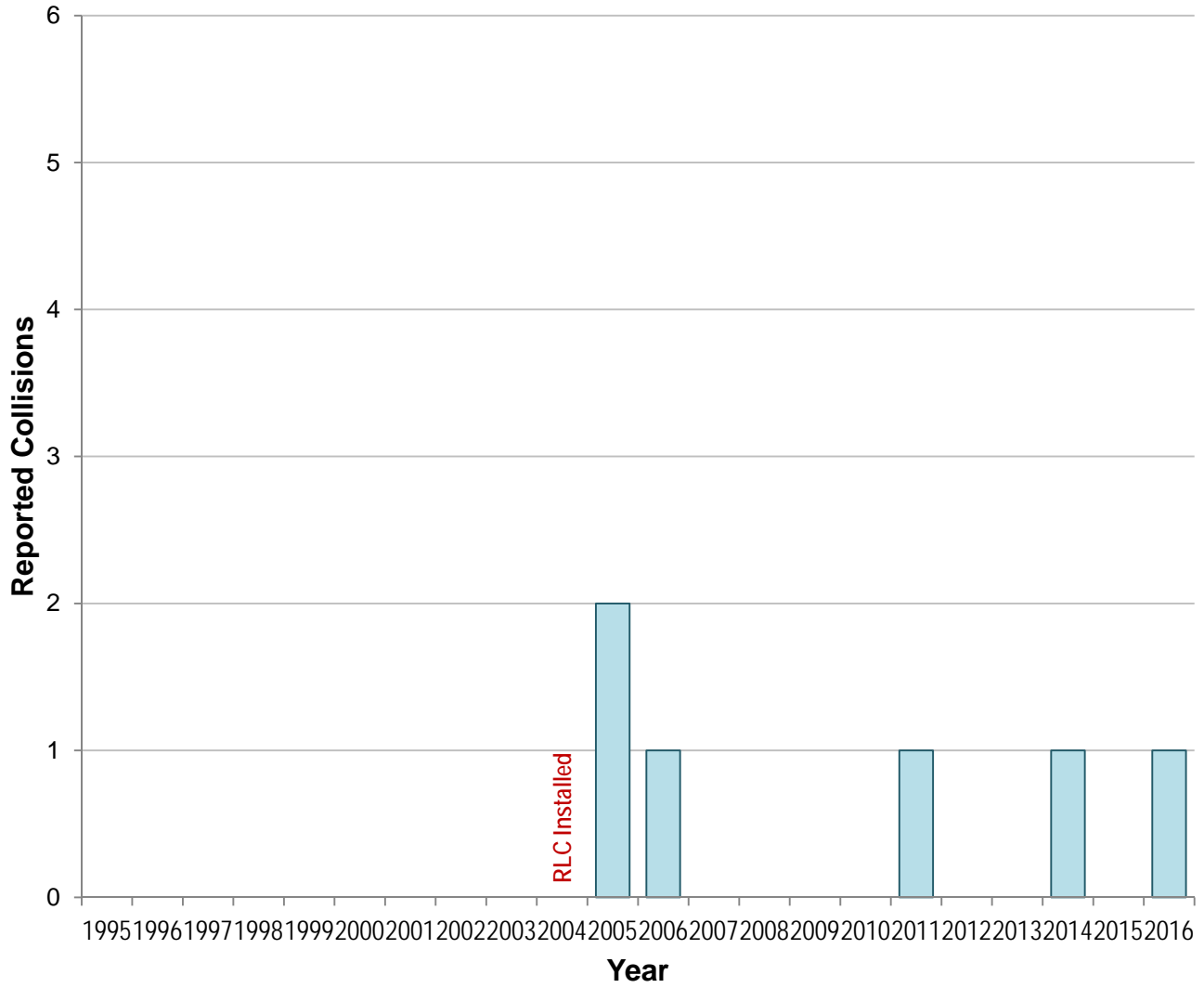
### 3rd and Harrison Streets Injury CVC 21453A Collisions (1995-2016)



### 3rd and Harrison Streets Injury CVC 21453A Collisions (1995-2016)

| Year  | 1995 | 1996 | 1997 | 1998 | 1999 | 2000 | 2001 | 2002 | 2003 | 2004 | 2005 | 2006 | 2007 | 2008 | 2009 | 2010 | 2011 | 2012 | 2013 | 2014 | 2015 | 2016 |
|-------|------|------|------|------|------|------|------|------|------|------|------|------|------|------|------|------|------|------|------|------|------|------|
| Total | 5    | 10   | 4    | 8    | 0    | 0    | 0    | 0    | 0    | 0    | 0    | 0    | 0    | 0    | 0    | 0    | 0    | 0    | 0    | 1    | 2    | 0    |

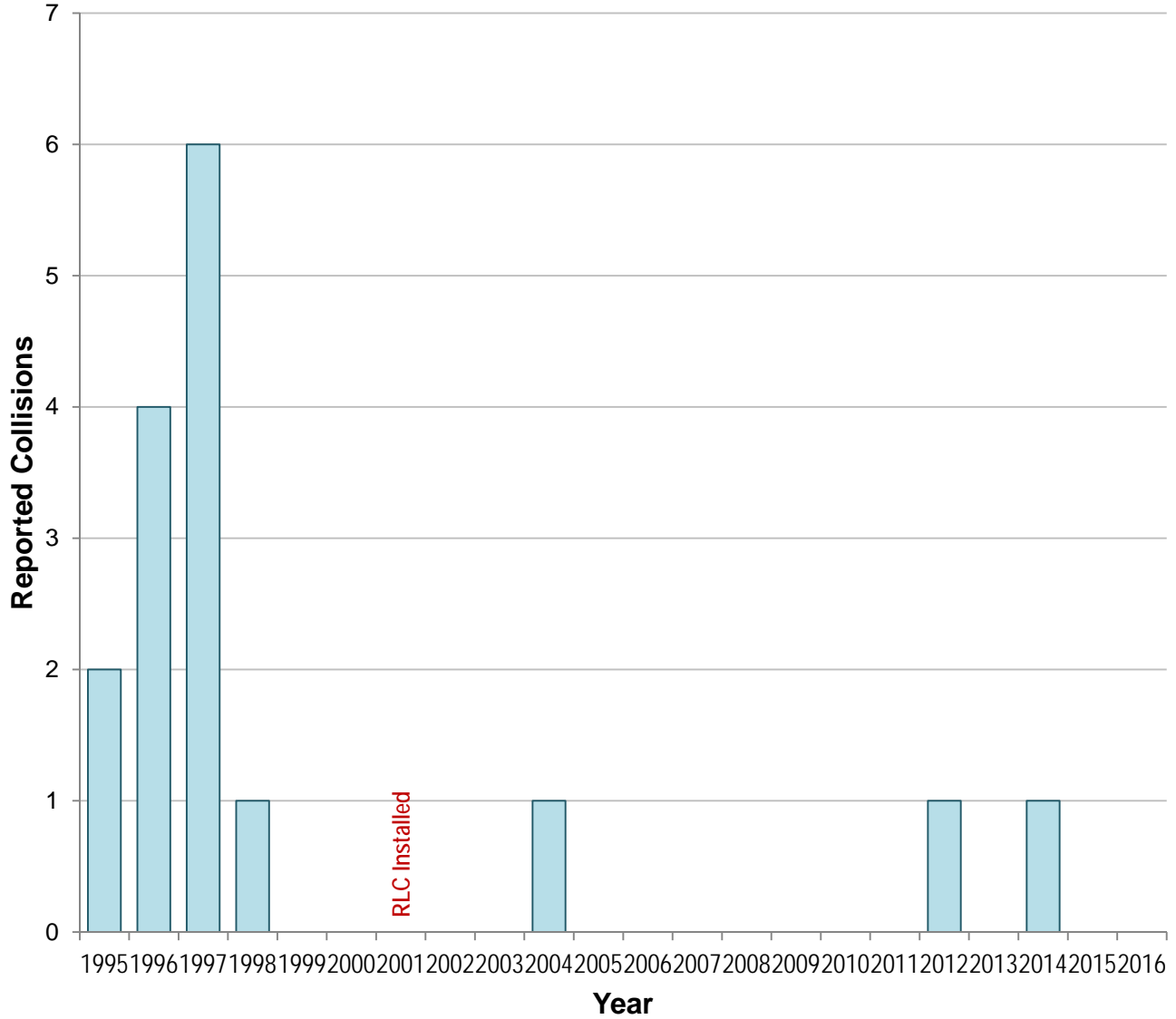
**4th and Howard Streets  
Injury CVC 21453A Collisions (1995-2016)**



**4th and Howard Streets  
Injury CVC 21453A Collisions (1995-2016)**

| Year  | 1995 | 1996 | 1997 | 1998 | 1999 | 2000 | 2001 | 2002 | 2003 | 2004 | 2005 | 2006 | 2007 | 2008 | 2009 | 2010 | 2011 | 2012 | 2013 | 2014 | 2015 | 2016 |
|-------|------|------|------|------|------|------|------|------|------|------|------|------|------|------|------|------|------|------|------|------|------|------|
| Total | 0    | 0    | 0    | 0    | 0    | 0    | 0    | 0    | 0    | 0    | 2    | 1    | 0    | 0    | 0    | 0    | 1    | 0    | 0    | 1    | 0    | 1    |

**5th and Harrison Streets  
Injury CVC 21453A Collisions (1995-2016)**

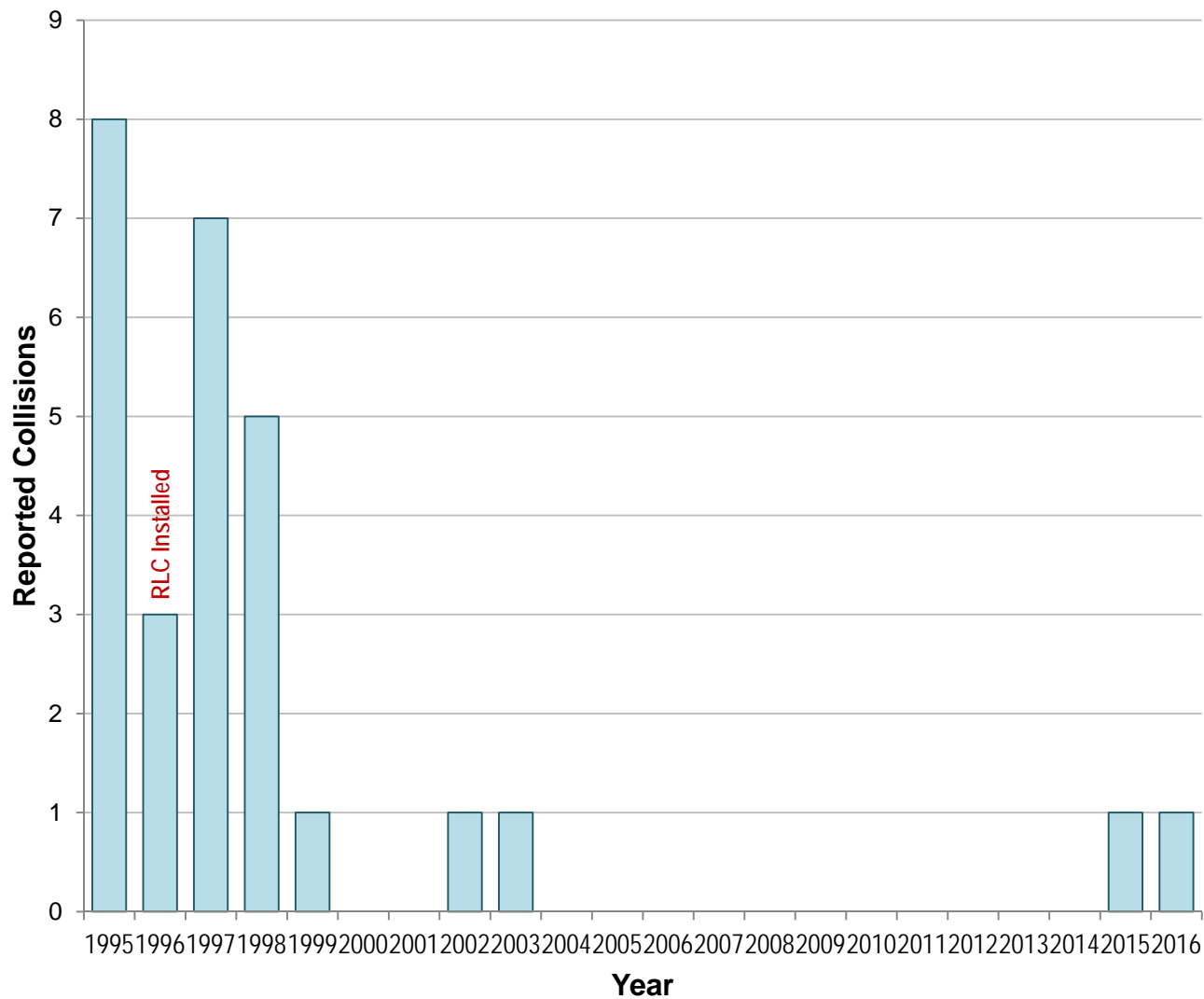


**5th and Harrison Streets  
Injury CVC 21453A Collisions (1995-2016)**

| Year  | 1995 | 1996 | 1997 | 1998 | 1999 | 2000 | 2001 | 2002 | 2003 | 2004 | 2005 | 2006 | 2007 | 2008 | 2009 | 2010 | 2011 | 2012 | 2013 | 2014 | 2015 | 2016 |
|-------|------|------|------|------|------|------|------|------|------|------|------|------|------|------|------|------|------|------|------|------|------|------|
| Total | 2    | 4    | 6    | 1    | 0    | 0    | 0    | 0    | 0    | 1    | 0    | 0    | 0    | 0    | 0    | 0    | 0    | 1    | 0    | 1    | 0    | 0    |



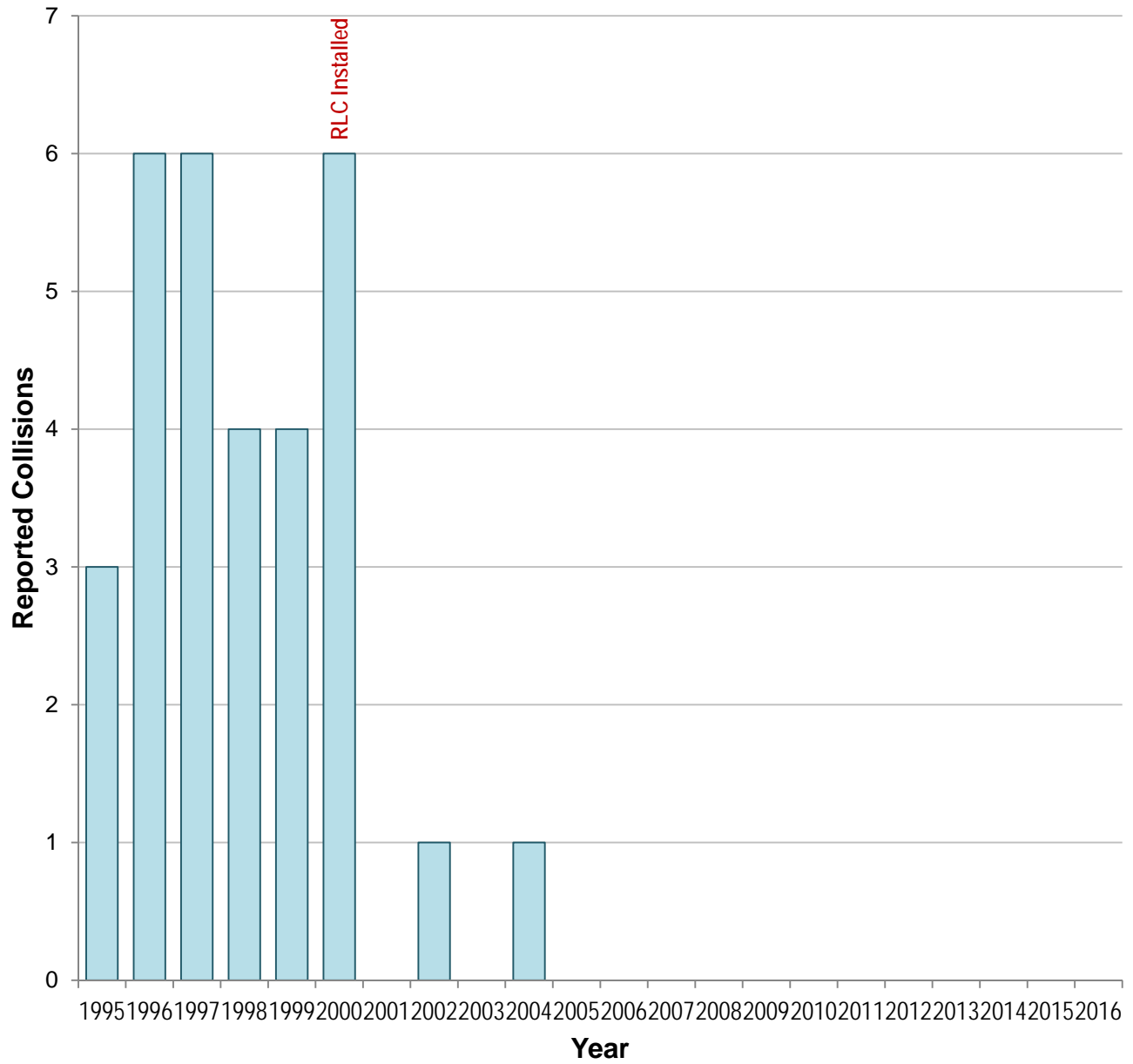
**5th and Howard Streets  
Injury CVC 21453A Collisions (1995-2016)**



**5th and Howard Streets  
Injury CVC 21453A Collisions (1995-2016)**

| Year  | 1995 | 1996 | 1997 | 1998 | 1999 | 2000 | 2001 | 2002 | 2003 | 2004 | 2005 | 2006 | 2007 | 2008 | 2009 | 2010 | 2011 | 2012 | 2013 | 2014 | 2015 | 2016 |
|-------|------|------|------|------|------|------|------|------|------|------|------|------|------|------|------|------|------|------|------|------|------|------|
| Total | 8    | 3    | 7    | 5    | 1    | 0    | 0    | 1    | 1    | 0    | 0    | 0    | 0    | 0    | 0    | 0    | 0    | 0    | 0    | 0    | 1    | 1    |

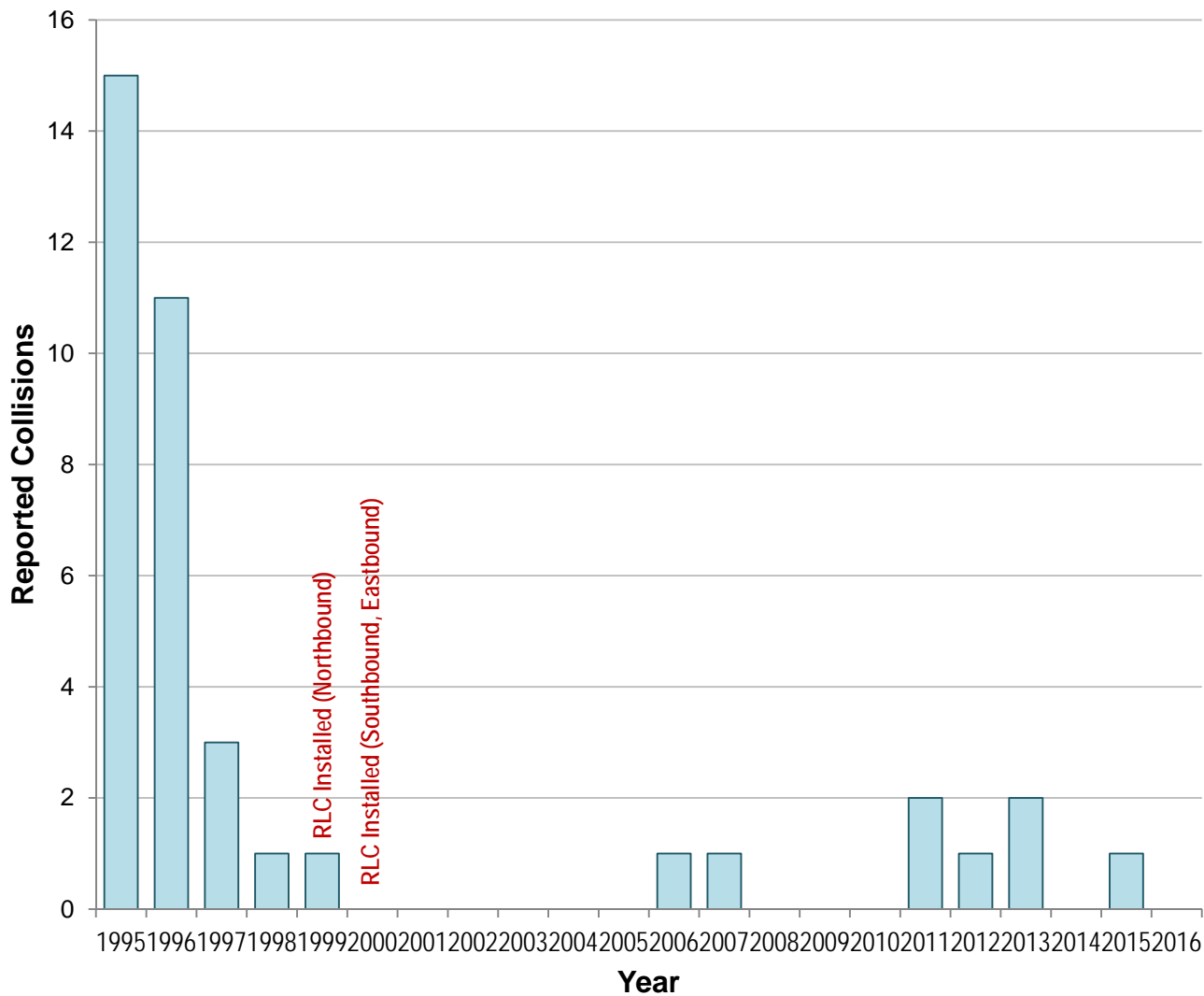
**5th and Mission Streets  
Injury CVC 21453 A Collisions (1995-2016)**



**5th and Mission Streets  
Injury CVC 21453A Collisions (1995-2016)**

| Year  | 1995 | 1996 | 1997 | 1998 | 1999 | 2000 | 2001 | 2002 | 2003 | 2004 | 2005 | 2006 | 2007 | 2008 | 2009 | 2010 | 2011 | 2012 | 2013 | 2014 | 2015 | 2016 |
|-------|------|------|------|------|------|------|------|------|------|------|------|------|------|------|------|------|------|------|------|------|------|------|
| Total | 3    | 6    | 6    | 4    | 4    | 6    | 0    | 1    | 0    | 1    | 0    | 0    | 0    | 0    | 0    | 0    | 0    | 0    | 0    | 0    | 0    | 0    |

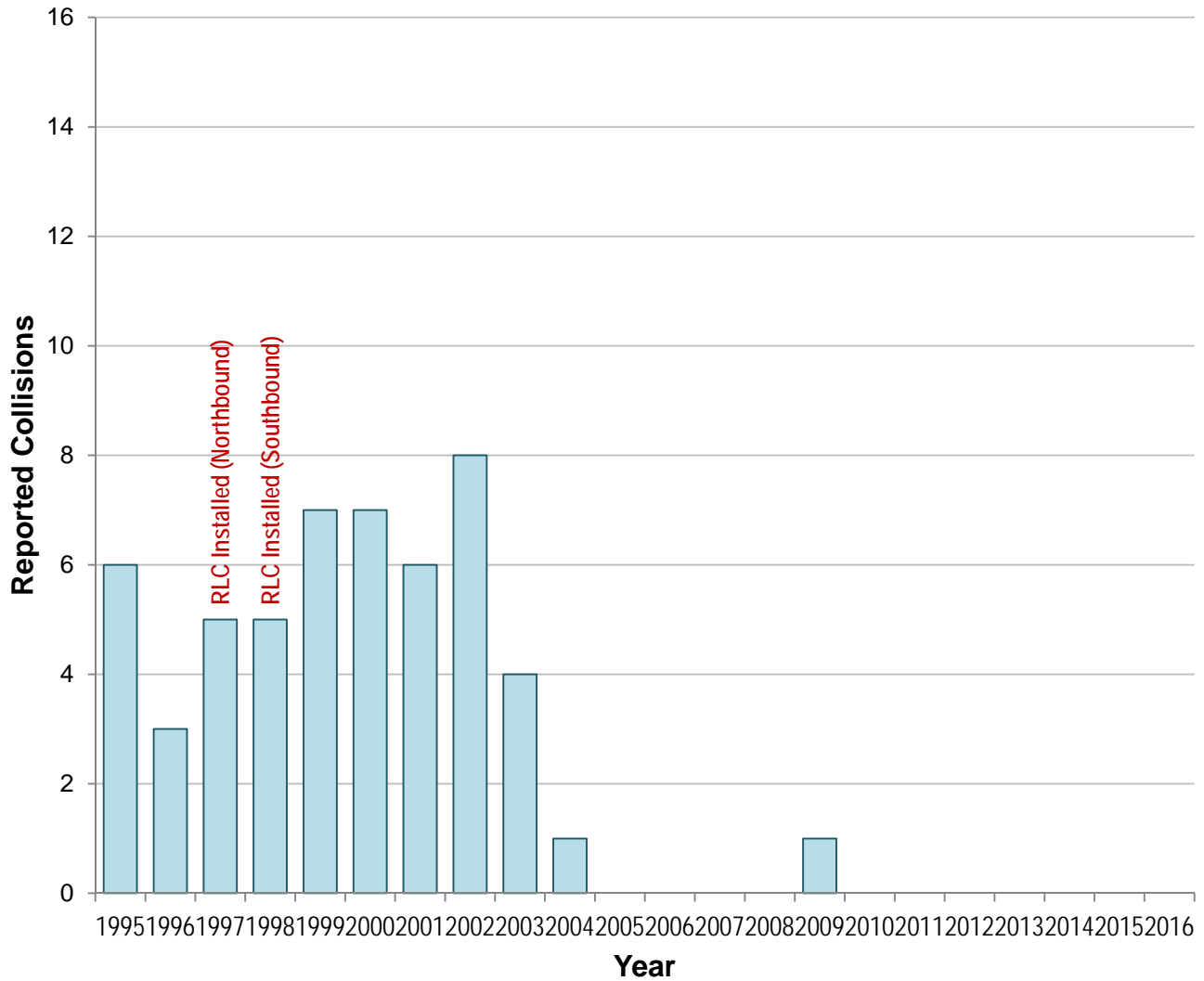
### 6th and Bryant Streets Injury CVC 21453A Collisions (1995-2016)



### 6th and Bryant Streets Injury CVC 21453A Collisions (1995-2016)

| Year  | 1995 | 1996 | 1997 | 1998 | 1999 | 2000 | 2001 | 2002 | 2003 | 2004 | 2005 | 2006 | 2007 | 2008 | 2009 | 2010 | 2011 | 2012 | 2013 | 2014 | 2015 | 2016 |
|-------|------|------|------|------|------|------|------|------|------|------|------|------|------|------|------|------|------|------|------|------|------|------|
| Total | 15   | 11   | 3    | 1    | 1    | 0    | 0    | 0    | 0    | 0    | 0    | 1    | 1    | 0    | 0    | 0    | 2    | 1    | 2    | 0    | 1    | 0    |

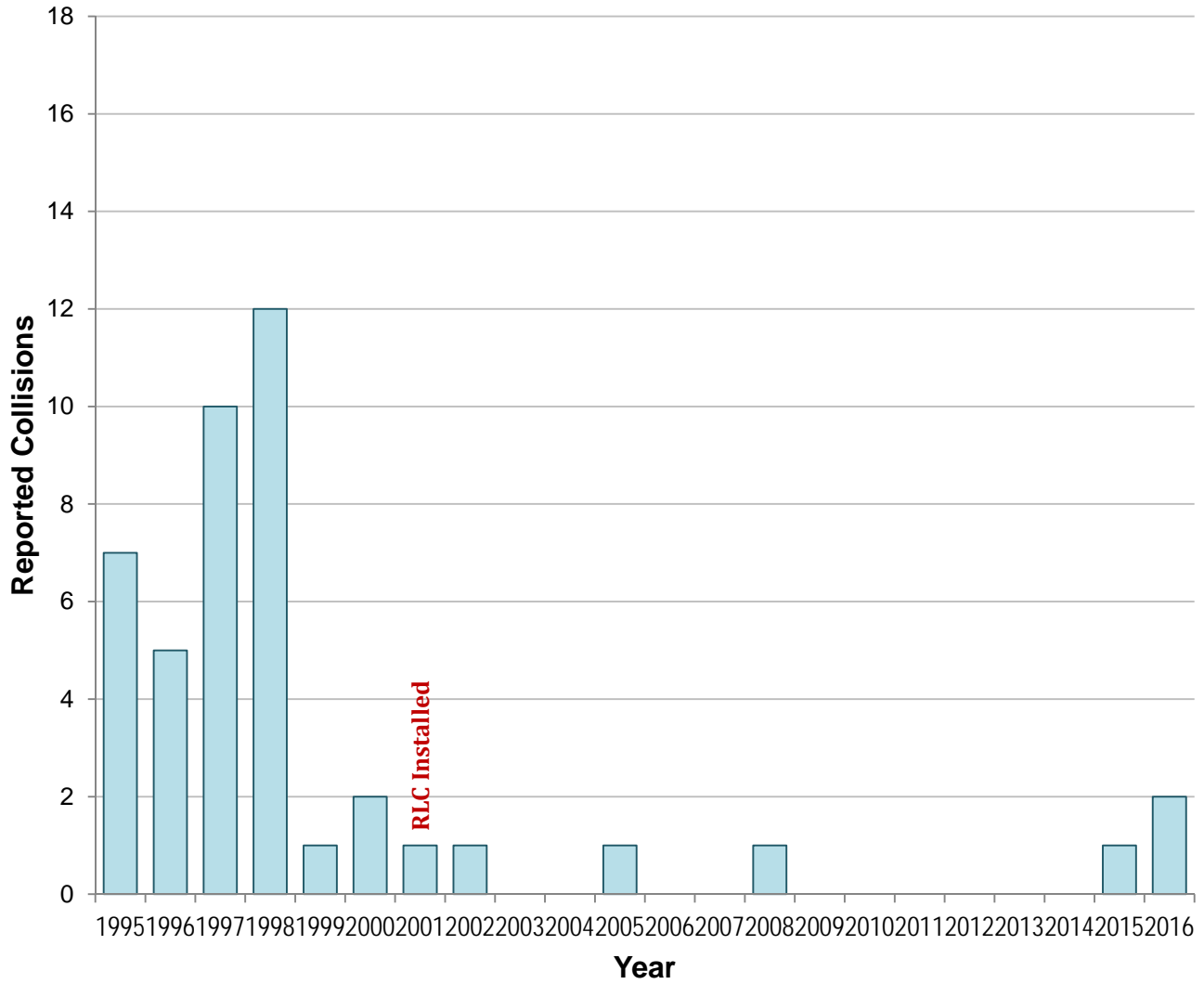
**7th and Mission Streets  
Injury CVC 2143A Collisions (1995-2016)**



**7th and Mission Streets  
Injury CVC 21453A Collisions (1995-2016)**

| Year  | 1995 | 1996 | 1997 | 1998 | 1999 | 2000 | 2001 | 2002 | 2003 | 2004 | 2005 | 2006 | 2007 | 2008 | 2009 | 2010 | 2011 | 2012 | 2013 | 2014 | 2015 | 2016 |
|-------|------|------|------|------|------|------|------|------|------|------|------|------|------|------|------|------|------|------|------|------|------|------|
| Total | 6    | 3    | 5    | 5    | 7    | 7    | 6    | 8    | 4    | 1    | 0    | 0    | 0    | 0    | 1    | 0    | 0    | 0    | 0    | 0    | 0    | 0    |

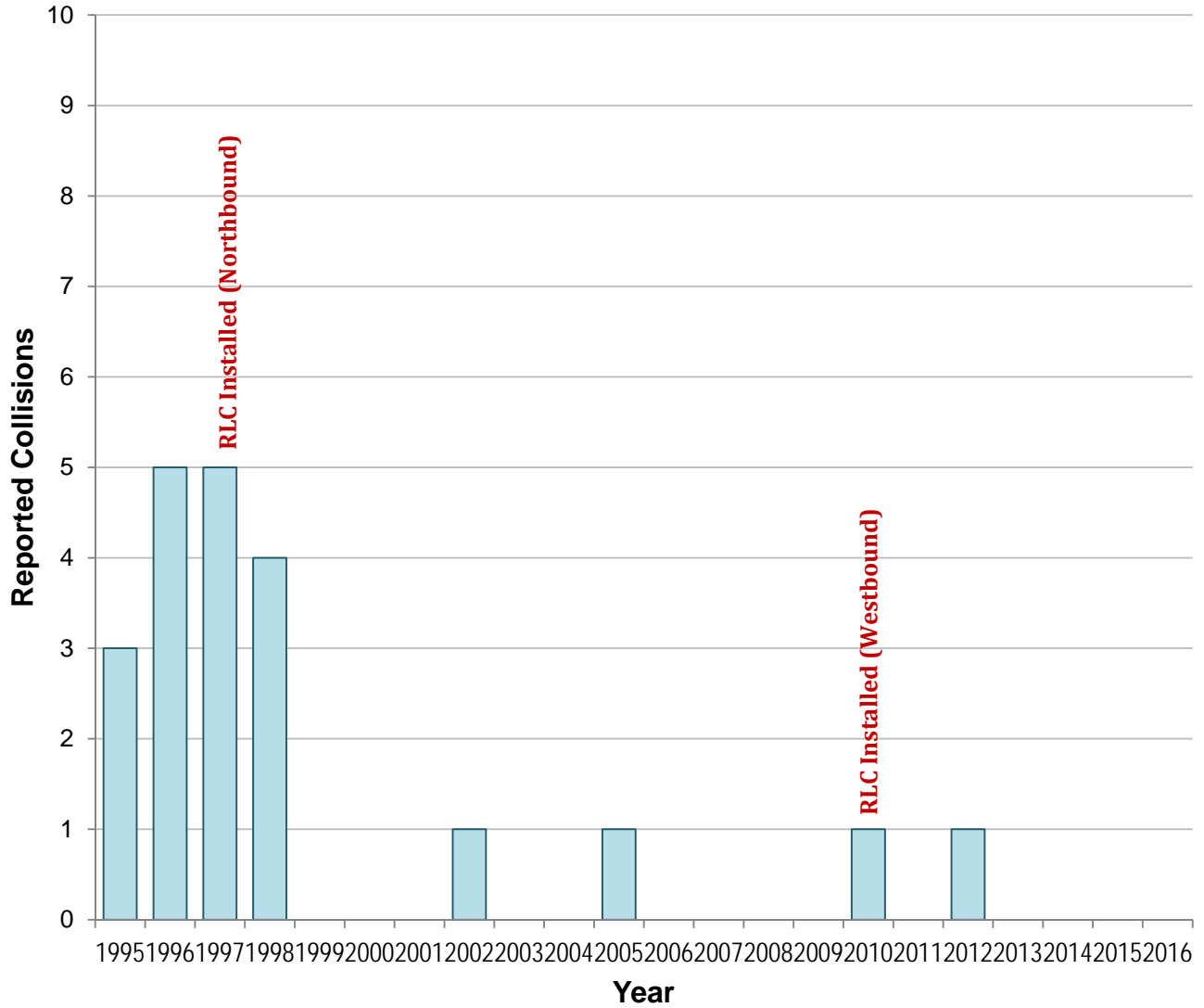
**8th and Harrison Streets  
Injury CVC 21453A Collisions (1995-2016)**



**8th and Harrison Streets  
Injury CVC 21453A Collisions (1995-2016)**

| Year  | 1995 | 1996 | 1997 | 1998 | 1999 | 2000 | 2001 | 2002 | 2003 | 2004 | 2005 | 2006 | 2007 | 2008 | 2009 | 2010 | 2011 | 2012 | 2013 | 2014 | 2015 | 2016 |
|-------|------|------|------|------|------|------|------|------|------|------|------|------|------|------|------|------|------|------|------|------|------|------|
| Total | 7    | 5    | 10   | 12   | 1    | 2    | 1    | 1    | 0    | 0    | 1    | 0    | 0    | 1    | 0    | 0    | 0    | 0    | 0    | 0    | 1    | 2    |

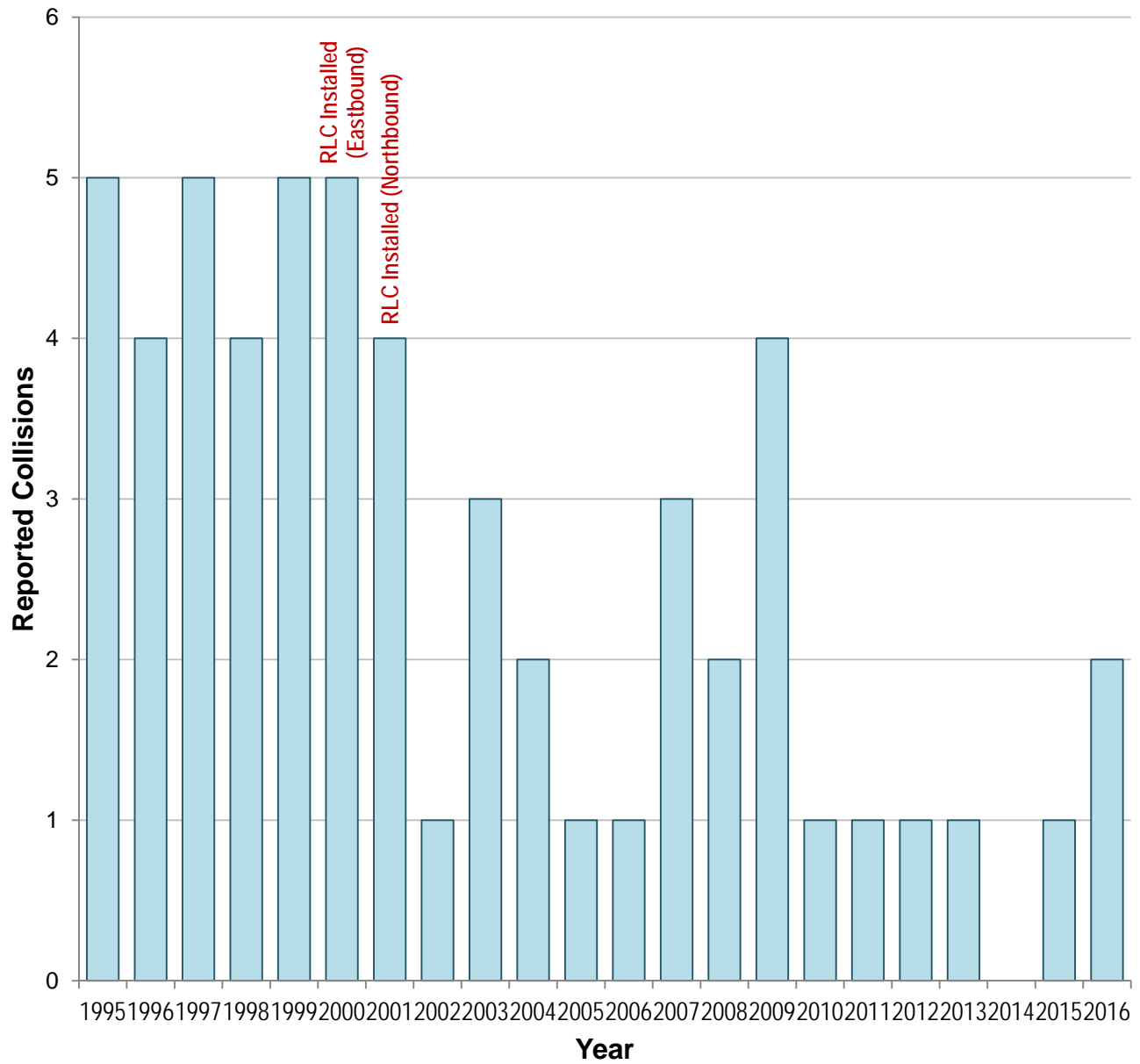
**9th and Howard Streets  
Injury CVC 21453A Collisions (1995-2016)**



**9<sup>th</sup> and Howard Streets  
Injury CVC 21453A Collisions (1995-2016)**

| Year  | 1995 | 1996 | 1997 | 1998 | 1999 | 2000 | 2001 | 2002 | 2003 | 2004 | 2005 | 2006 | 2007 | 2008 | 2009 | 2010 | 2011 | 2012 | 2013 | 2014 | 2015 | 2016 |
|-------|------|------|------|------|------|------|------|------|------|------|------|------|------|------|------|------|------|------|------|------|------|------|
| Total | 3    | 5    | 5    | 4    | 0    | 0    | 0    | 1    | 0    | 0    | 1    | 0    | 0    | 0    | 0    | 1    | 0    | 1    | 0    | 0    | 0    | 0    |

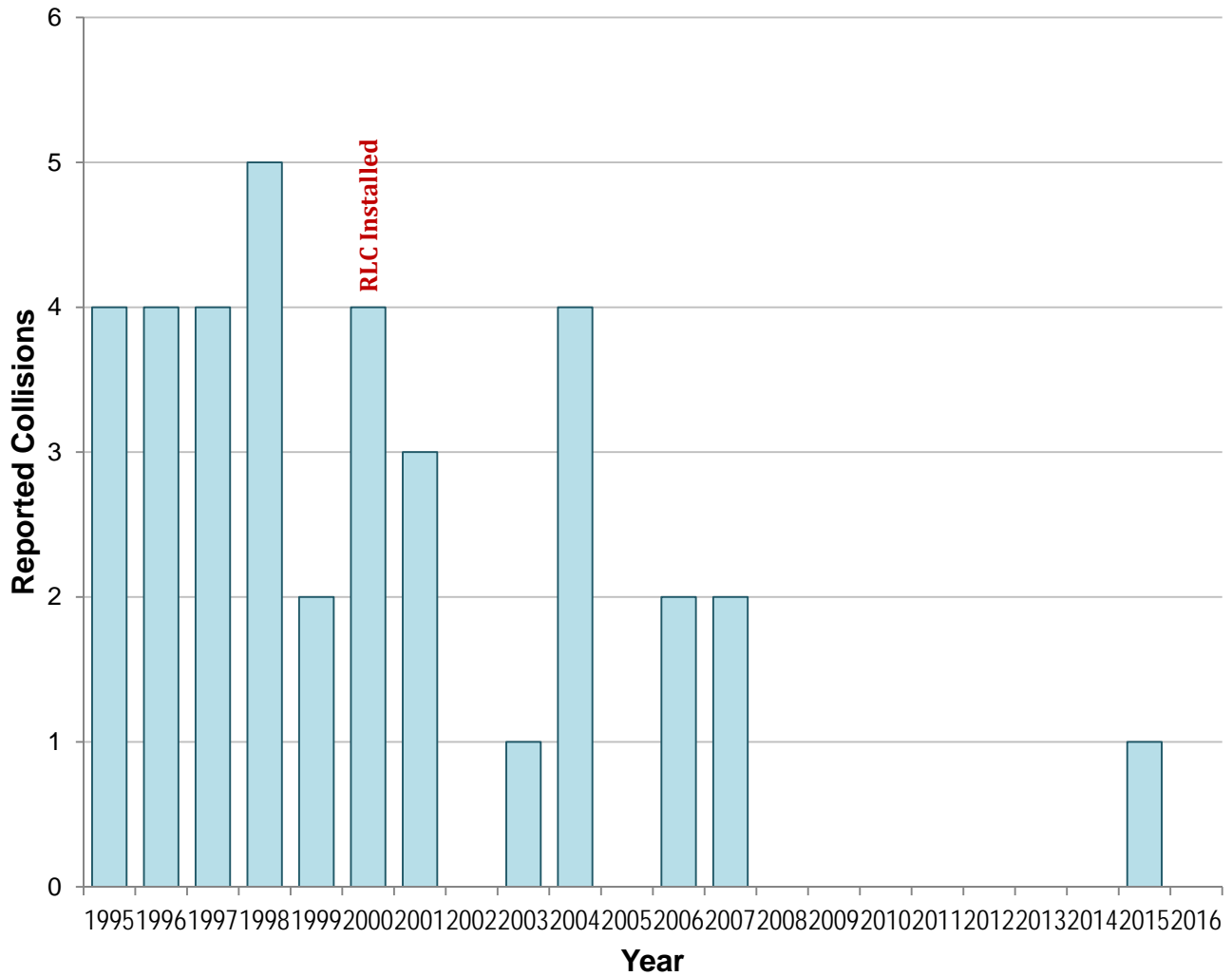
**14th Street and South Van Ness Ave  
Injury Broadside Collisions (1995-2016)**



**14<sup>th</sup> Street and South Van Ness Avenue  
Injury CVC 21453A Collisions (1995-2016)**

| Year  | 1995 | 1996 | 1997 | 1998 | 1999 | 2000 | 2001 | 2002 | 2003 | 2004 | 2005 | 2006 | 2007 | 2008 | 2009 | 2010 | 2011 | 2012 | 2013 | 2014 | 2015 | 2016 |
|-------|------|------|------|------|------|------|------|------|------|------|------|------|------|------|------|------|------|------|------|------|------|------|
| Total | 5    | 4    | 5    | 4    | 5    | 5    | 4    | 1    | 3    | 2    | 1    | 1    | 3    | 2    | 4    | 1    | 1    | 1    | 1    | 0    | 1    | 2    |

**15th and Mission Streets  
Injury CVC 21453A Collisions (1995-2016)**

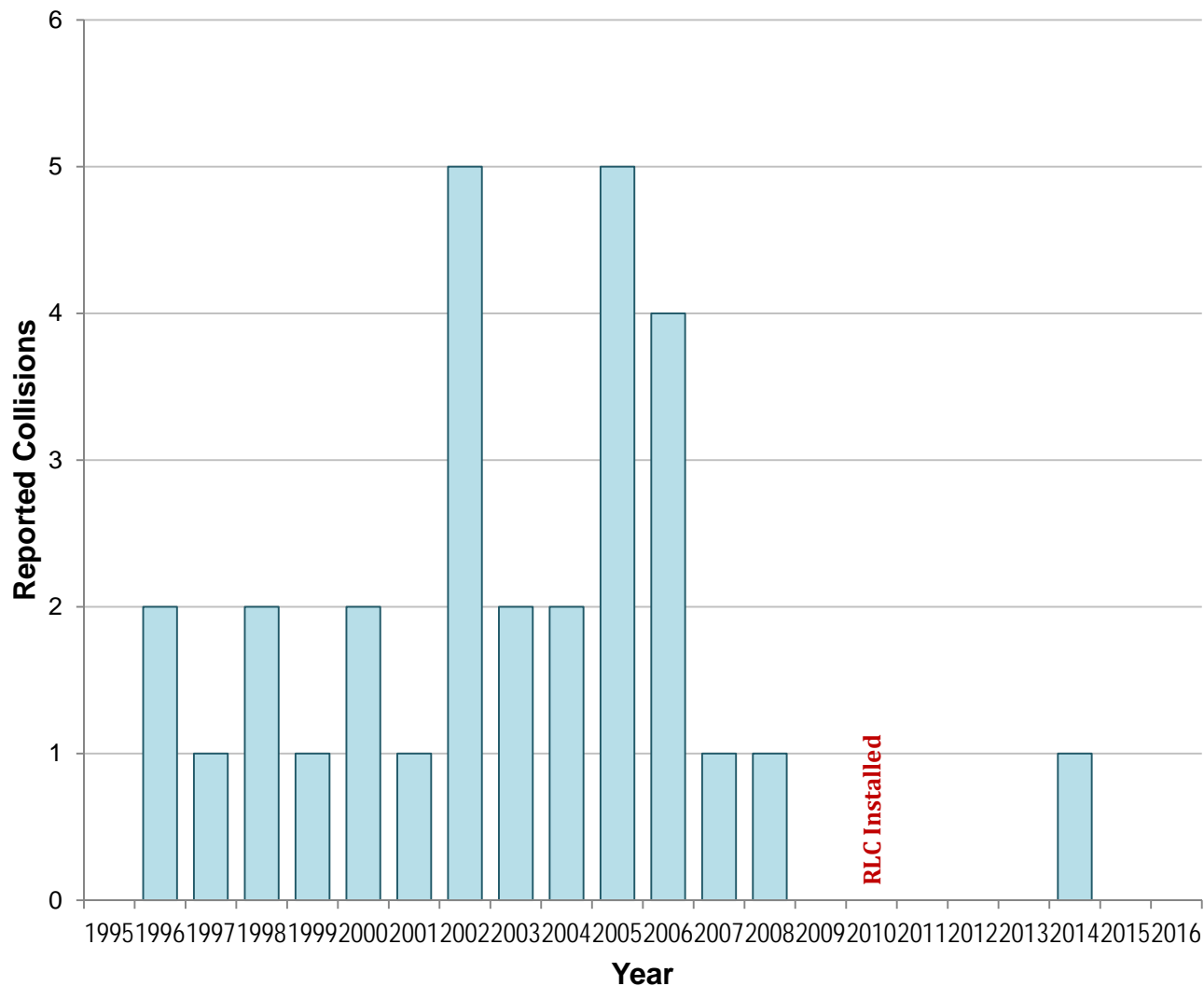


**15<sup>th</sup> and Mission Streets  
Injury CVC 21453A Collisions (1995-2016)**

| Year  | 1995 | 1996 | 1997 | 1998 | 1999 | 2000 | 2001 | 2002 | 2003 | 2004 | 2005 | 2006 | 2007 | 2008 | 2009 | 2010 | 2011 | 2012 | 2013 | 2014 | 2015 | 2016 |
|-------|------|------|------|------|------|------|------|------|------|------|------|------|------|------|------|------|------|------|------|------|------|------|
| Total | 4    | 4    | 4    | 5    | 2    | 4    | 3    | 0    | 1    | 4    | 0    | 2    | 2    | 0    | 0    | 0    | 0    | 0    | 0    | 0    | 1    | 0    |



**Ellis and Larkin Streets  
Injury CVC 21453A Collisions (1995-2016)**

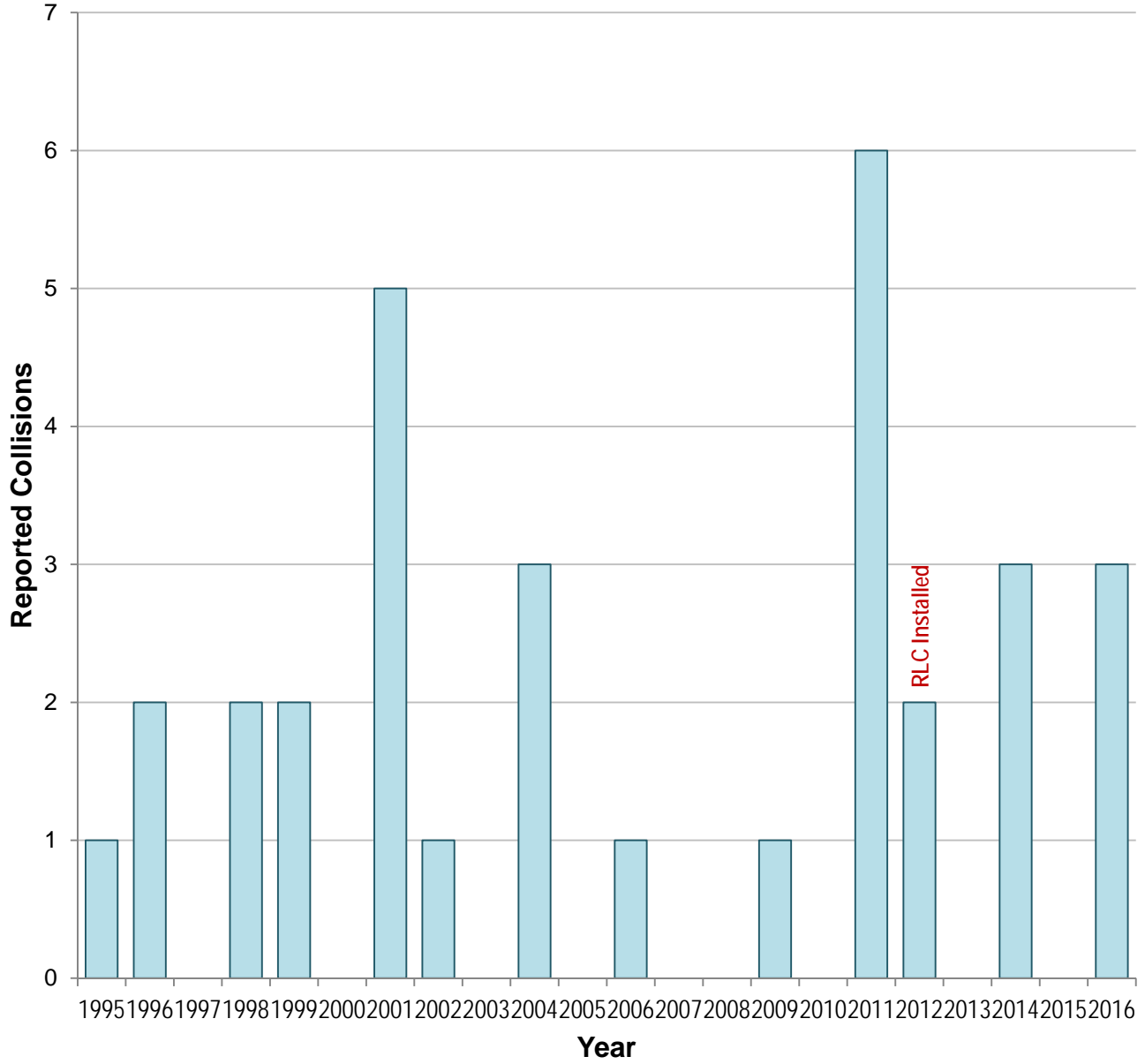


**Ellis and Larkin Streets  
Injury 21453A Collisions (1995-2016)**

| Year  | 1995 | 1996 | 1997 | 1998 | 1999 | 2000 | 2001 | 2002 | 2003 | 2004 | 2005 | 2006 | 2007 | 2008 | 2009 | 2010 | 2011 | 2012 | 2013 | 2014 | 2015 | 2016 |
|-------|------|------|------|------|------|------|------|------|------|------|------|------|------|------|------|------|------|------|------|------|------|------|
| Total | 0    | 2    | 1    | 2    | 1    | 2    | 1    | 5    | 2    | 2    | 5    | 4    | 1    | 1    | 0    | 0    | 0    | 0    | 0    | 1    | 0    | 0    |

**Fell Street and Masonic Avenue**

**Fell Street and Masonic Avenue  
Injury 21453A Collisions (1995-2016)**

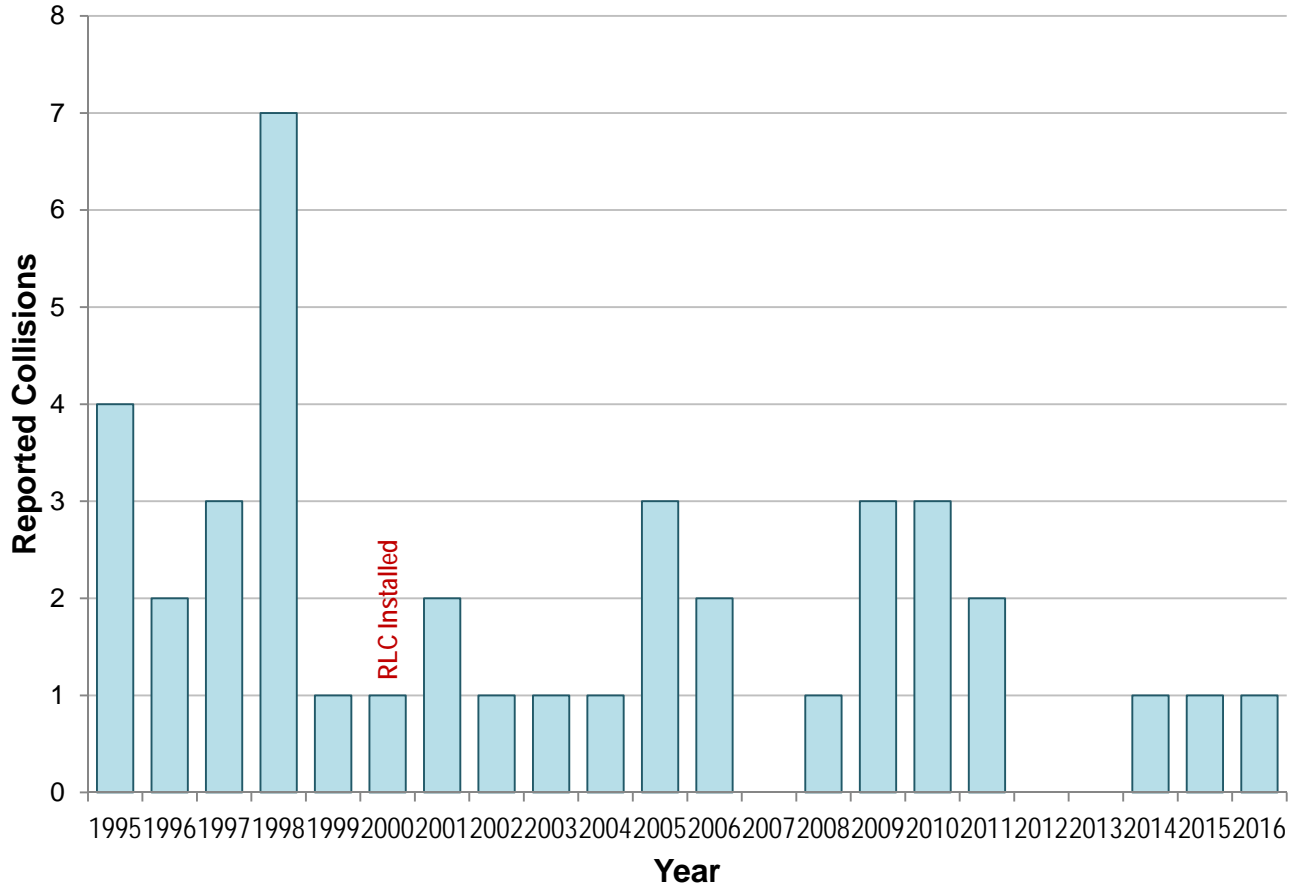


**Fell Street and Masonic Avenue  
Injury 21453A Collisions (1995-2016)**

| Year  | 1995 | 1996 | 1997 | 1998 | 1999 | 2000 | 2001 | 2002 | 2003 | 2004 | 2005 | 2006 | 2007 | 2008 | 2009 | 2010 | 2011 | 2012 | 2013 | 2014 | 2015 | 2016 |
|-------|------|------|------|------|------|------|------|------|------|------|------|------|------|------|------|------|------|------|------|------|------|------|
| Total | 1    | 2    | 0    | 2    | 2    | 0    | 5    | 1    | 0    | 3    | 0    | 1    | 0    | 0    | 1    | 0    | 6    | 2    | 0    | 3    | 0    | 3    |

## Hayes and Polk Streets

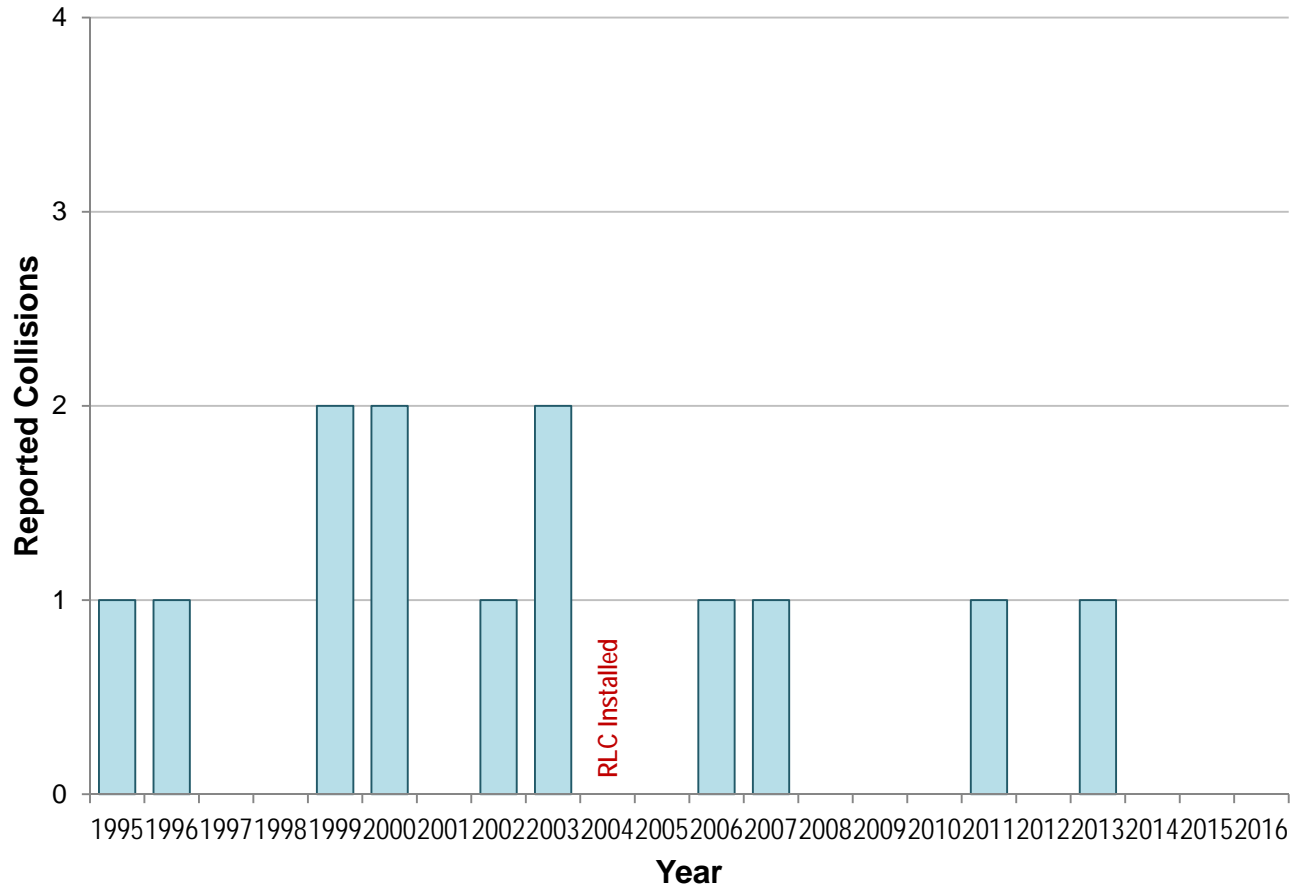
### Hayes and Polk Streets Injury 21453A Collisions (1995-2016)



### Hayes and Polk Streets Injury 21453A Collisions (1995-2016)

| Year  | 1995 | 1996 | 1997 | 1998 | 1999 | 2000 | 2001 | 2002 | 2003 | 2004 | 2005 | 2006 | 2007 | 2008 | 2009 | 2010 | 2011 | 2012 | 2013 | 2014 | 2015 | 2016 |
|-------|------|------|------|------|------|------|------|------|------|------|------|------|------|------|------|------|------|------|------|------|------|------|
| Total | 4    | 2    | 3    | 7    | 1    | 1    | 2    | 1    | 1    | 1    | 3    | 2    | 0    | 1    | 3    | 3    | 2    | 0    | 0    | 1    | 1    | 1    |

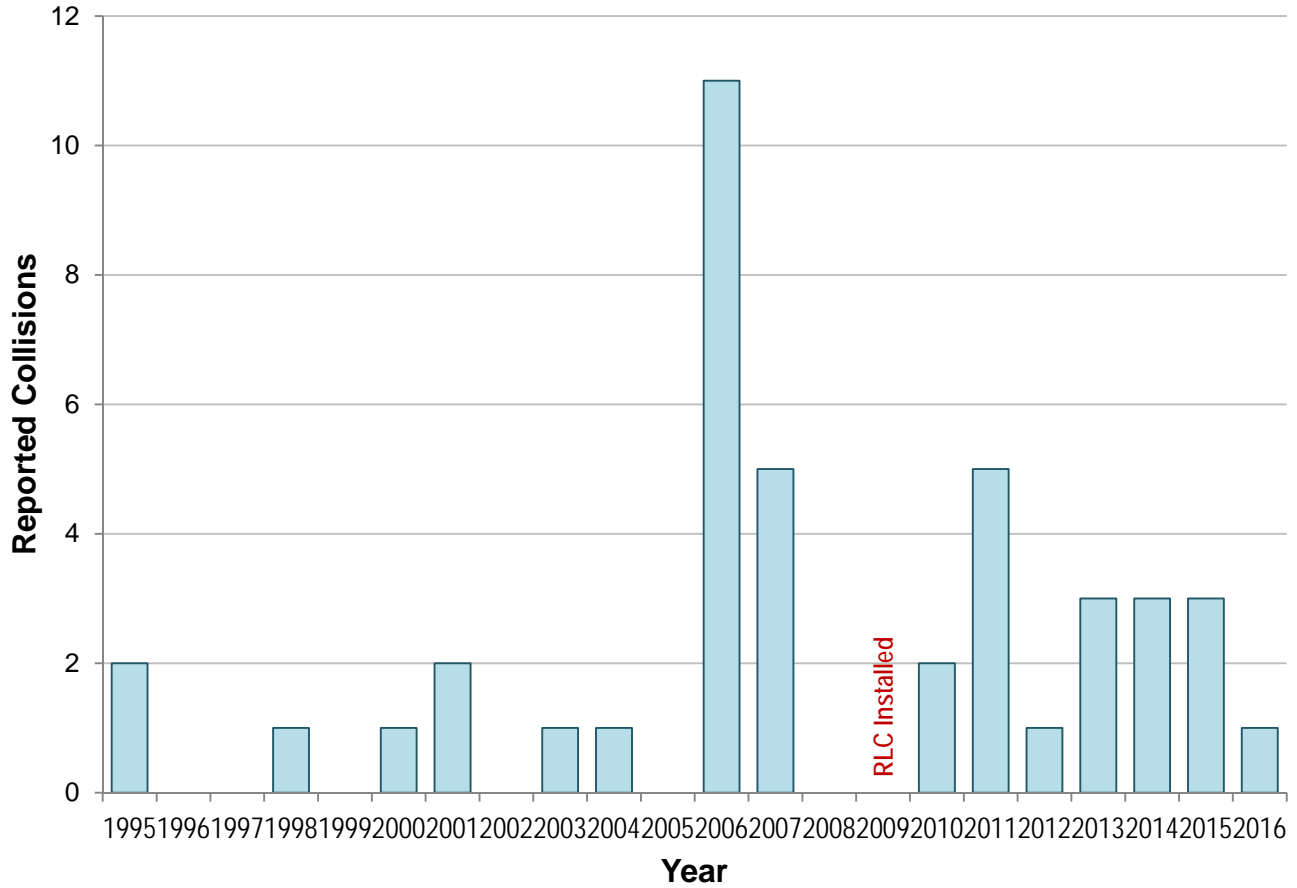
**Lake Street and Park Presidio Boulevard  
Injury 21453A Collisions (1995-2016)**



**Lake Street and Park Presidio Boulevard  
Injury 21453A Collisions (1995-2016)**

| Year  | 1995 | 1996 | 1997 | 1998 | 1999 | 2000 | 2001 | 2002 | 2003 | 2004 | 2005 | 2006 | 2007 | 2008 | 2009 | 2010 | 2011 | 2012 | 2013 | 2014 | 2015 | 2016 |
|-------|------|------|------|------|------|------|------|------|------|------|------|------|------|------|------|------|------|------|------|------|------|------|
| Total | 1    | 1    | 0    | 0    | 2    | 2    | 0    | 1    | 2    | 0    | 0    | 1    | 1    | 0    | 0    | 0    | 1    | 0    | 1    | 0    | 0    | 0    |

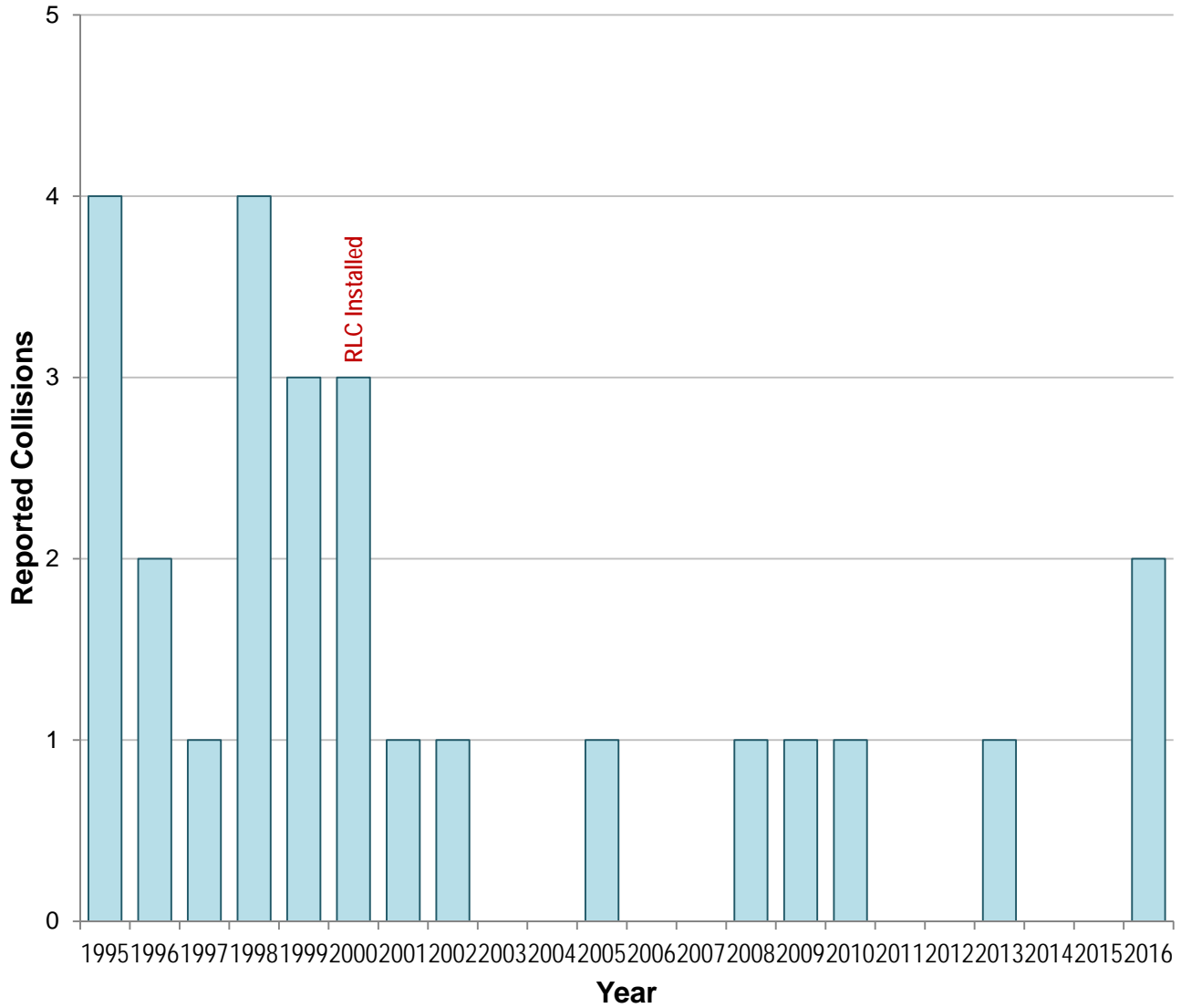
**Oak Street and Octavia Boulevard  
Injury 21453A Collisions (1995-2016)**



**Oak Street and Octavia Boulevard  
Injury 21453A Collisions (1995-2016)**

| Year  | 1995 | 1996 | 1997 | 1998 | 1999 | 2000 | 2001 | 2002 | 2003 | 2004 | 2005 | 2006 | 2007 | 2008 | 2009 | 2010 | 2011 | 2012 | 2013 | 2014 | 2015 | 2016 |
|-------|------|------|------|------|------|------|------|------|------|------|------|------|------|------|------|------|------|------|------|------|------|------|
| Total | 2    | 0    | 0    | 1    | 0    | 1    | 2    | 0    | 1    | 1    | 0    | 11   | 5    | 0    | 0    | 2    | 5    | 1    | 3    | 3    | 3    | 1    |

**Pine and Polk Streets  
Injury 21453A Collisions (1995-2016)**



**Pine and Polk Streets  
Injury 21453A Collisions (1995-2016)**

| Year  | 1995 | 1996 | 1997 | 1998 | 1999 | 2000 | 2001 | 2002 | 2003 | 2004 | 2005 | 2006 | 2007 | 2008 | 2009 | 2010 | 2011 | 2012 | 2013 | 2014 | 2015 | 2016 |
|-------|------|------|------|------|------|------|------|------|------|------|------|------|------|------|------|------|------|------|------|------|------|------|
| Total | 4    | 2    | 1    | 4    | 3    | 3    | 1    | 1    | 0    | 0    | 1    | 0    | 0    | 1    | 1    | 1    | 0    | 0    | 1    | 0    | 0    | 2    |